

Victor Harbor Cricket Club

Season 2023/24 Yearbook



Table of Contents

| | |
|---------------------------------------|-----------|
| Committee..... | 4 |
| Life Members..... | 4 |
| Presidents Report..... | 5 |
| Sponsors..... | 6 |
| A Grade..... | 7 |
| Captains Report..... | 7 |
| Results..... | 8 |
| Ladder..... | 24 |
| Stats..... | 25 |
| C1 Grade..... | 27 |
| Captains Report..... | 27 |
| Results..... | 28 |
| Ladder..... | 44 |
| Stats..... | 45 |
| Senior T20..... | 47 |
| Results..... | 47 |
| Ladders..... | 51 |
| Stats..... | 53 |
| Junior Colts..... | 55 |
| Report..... | 55 |
| Results..... | 55 |
| Ladder..... | 57 |
| Stats..... | 58 |
| Under 12s..... | 59 |
| Coaches Report..... | 59 |
| Under 12s Stats..... | 59 |
| Best Performances..... | 60 |
| Career Milestones..... | 63 |
| A Grade Caps Presented..... | 64 |
| Representative Cricketers..... | 64 |
| Photos..... | 65 |

Committee

President: Tony Eden

Vice President: Tim Watson

Secretary: Cameron Jones

Treasurer: Harrison Medlen

General Committee: Joshua Boyko, Alexander Czarnecki, Marg Francis, Matthew Hutchinson, Sean Medlen, Patrick Sroka

Junior Colts Coach: Tim Watson

Under 12s Coaches: Tony Eden & Matthew Power

Woolworths Cricket Blast Coordinator: Matthew Hutchinson

Head Curator: Sean Medlen

Social Media Manager & Webmaster: Cameron Jones

Life Members

William R. Moyle[†]

Dean Standish

Ian W. Pearce[†]

Peter B. Francis

Allan J. Tonkin

Ross W. Brittain

Anthony T. Eden

Peter E. Hellak

Malcolm D. Brittain

Sean Medlen

Ricardo Tually

Margaret Francis

Presidents Report

A very important season for the club with our top team back playing in the A grade the first time in almost twenty years. The team did not win a game which was not a major surprise but they always put up a credible performance. The club was hampered by selection issues, the committee determined to address this issue for next season. With the increased standard of cricket being played it was pleasing to see the improvement in the players. The C grade entered the C1 grade and managed four wins, the last game was played with a full team for about the only time for the season and defeated a team pushing for finals contention.

The most pleasing aspect to the season was our improvement in junior numbers with us having two under twelve teams and a under fourteen team comprised mainly with players from the Victor Harbor Cricket club. Our combination with Rapid Bay Cricket club has worked well, with us working with them again next season.

Our club like all other clubs would not function unless there is a team of volunteers working behind the scenes and I thank them all.

Our presentation night we celebrate the season and individual performances some exceptional and I congratulate them and please enjoy the night.

Tony Eden

Sponsors

Major Sponsor - Seniors



Major Sponsor - Juniors



Season Sponsors



A Grade

Captain: Joshua Boyko

Cricketer Of The Year: Joshua Boyko

Batting Aggregate: Joshua Boyko - 310 runs at 23.85

Batting Average: Joshua Boyko - 310 runs at 23.85

Bowling Aggregate: Lachlan Hywood - 12 wickets at 26.08

Bowling Average: Lachlan Hywood - 12 wickets at 26.08

Fielding: Lachlan Hywood - 7 votes

Captains Report

This cricket season became a challenge for us when we made the move up to A grade. That wasn't going to stop us having the determination to win games, but unfortunately it was made even harder by the lack of numbers we had available each week. Everyone that played A grade this year gave it everything and we started off the season being very competitive. We gave ourselves a chance in most games due to our bowling more than our batting. Unfortunately that wasn't enough against good opposition and they always found a way to get over the top but massive credit to everyone as not one Victor player ever gave up and they always tried their best. We now have some exposure and experience in what it takes to compete in A grade as it was our first year for most of us in the team. This now leaves us ready to take the next step and next year we hope to continue to get better and strive for success.

Joshua Boyko

A Grade Results

Round 1 (One Day)

Date: October 7, 2023

Opponent: Myponga-Sellicks

Venue: Myponga Oval

Result: Lost by 7 wickets



| Victor Harbor | | | 4/124 (40) |
|--|--|-----------------------------------|--------------|
| #4 | Timothy Watson | lbw Vince Nizzola | 13 |
| #5 | Patrick Sroka | ct Cam Turner b Kym Dooley | 24 |
| #6 | Joshua Boyko © | ct Scott McMahon b Ben Hutchinson | 55 |
| #7 | Harrison Medlen | Run Out | 14 |
| #8 | Bailey Martin † | Not Out | 1 |
| #3 | Lachlan Hywood | DNB | |
| #1 | Sean Medlen | DNB | |
| #9 | Harrison Fox | DNB | |
| #10 | Kenneth Sumner | DNB | |
| #11 | Dylan Flavel | DNB | |
| #12 | Braxton Watson | DNB | |
| Extras: 11 NB, 3 LB, 3 B | | | |
| FOW | 1/15 (Timothy Watson), 2/91 (Patrick Sroka), 3/119 (Joshua Boyko), 4/124 (Harrison Medlen) | | |
| Myponga-Sellicks Bowling: | | | |
| Mitchell Farquhar 8-5-6-0, Vince Nizzola 8-1-19-1, Euan Maclachlan 4-1-12-0, Cam Turner 5-1-16-0, Kobe Dooley 3-0-16-0, Kym Dooley 4-0-21-1, Ben Hutchinson 8-2-28-1 | | | |
| Myponga-Sellicks | | | 3/129 (29.5) |
| Bradley Hill | ct Lachlan Hywood b Harrison Medlen | | 19 |
| Ben Hutchinson | b Lachlan Hywood | | 3 |
| Matthew Franceschini | b Sean Medlen | | 9 |
| Michael Tomlinson | Not Out | | 49 |
| Cam Turner | Not Out | | 39 |
| Scott McMahon | DNB | | |
| Vince Nizzola | DNB | | |
| Kobe Dooley | DNB | | |
| Kym Dooley | DNB | | |
| Mitchell Farquhar | DNB | | |
| Euan Mclachlan | DNB | | |
| Extras: 2 WD, 6 NB, 2 B | | | |
| FOW | 1/5 (Ben Hutchinson), 2/30 (Matthew Franceschini), 3/52 (Bradley Hill) | | |
| Victor Harbor Bowling: | | | |
| Kenneth Sumner 7-0-21-0, Lachlan Hywood 8-2-22-1, Sean Medlen 8-0-33-1, Harrison Medlen 3-0-19-1, Harrison Fox 2-0-17-0, Dylan Flavel 1.5-0-15-0 | | | |

A Grade Results

Round 2 (One Day)

Date: October 14, 2023 **Opponent:** Mount Compass

Venue: Victor Harbor Oval **Result:** Lost by 7 wickets

| Victor Harbor | | | 115 (40) |
|---|---|--------------------------------------|---|
| #4 | Timothy Watson | lbw Joshua Dalitz | 19 |
| #8 | Bailey Martin † | b Somal Fernando | 12 |
| #6 | Joshua Boyko © | ct Ethan Anderson b Bailey Baldock | 1 |
| #7 | Harrison Medlen | ct Paul Barrett b Manjula Fernando | 25 |
| #3 | Lachlan Hywood | ct Bailey Baldock b Manjula Fernando | 16 |
| #13 | Corey Finlayson | b Aaron Dalitz | 5 |
| #10 | Kenneth Sumner | ct Paul Barrett b Joshua Dalitz | 4 |
| #14 | Cameron Jones | ct Paul Barrett b Aaron Dalitz |  |
| #9 | Harrison Fox | Not Out | 7 |
| #1 | Sean Medlen | ct Bailey Baldock b Joshua Dalitz | 10 |
| #15 | Badal | b Rilee Endersby |  |
| Extras: 3 WD, 4 NB, 3 LB, 6 B | | | |
| FOW | 1/28 (Timothy Watson), 2/33 (Joshua Boyko), 3/46 (Bailey Martin), 4/82 (Lachlan Hywood), 5/87 (Harrison Medlen), 6/93 (Corey Finlayson), 7/95 (Cameron Jones), 8/98 (Kenneth Sumner), 9/110 (Sean Medlen), 10/115 (Badal) | | |
| Mount Compass Bowling: | | | |
| Rilee Endersby 8-0-27-1, Aaron Dalitz 7-0-15-2, Bailey Baldock 4-2-3-1, Joshua Dalitz 7-0-22-3, Manjula Fernando 8-2-19-2, Somal Fernando 6-1-20-1 | | | |
| Mount Compass | | | 3/120 (36) |
| Ethan Anderson | ct Harrison Medlen b Joshua Boyko | | 40 |
| Rilee Endersby | ct Bailey Martin † b Lachlan Hywood | | 28 |
| Paul Barrett | ct Kenneth Sumner b Badal | | 23 |
| Matthew East | Not Out | | 19 |
| Bailey Baldock | Not Out | | 4 |
| John Bradwell | DNB | | |
| Aaron Dalitz | DNB | | |
| Joshua Dalitz | DNB | | |
| Manjula Fernando | DNB | | |
| Somal Fernando | DNB | | |
| Joel Webber | DNB | | |
| Extras: 1 WD, 2 LB, 3 B | | | |
| FOW | 1/51 (Rilee Endersby), 2/94 (Ethan Anderson), 3/94 (Paul Barrett) | | |
| Victor Harbor Bowling: | | | |
| Kenneth Sumner 0.3-0-1-0, Harrison Medlen 6.3-0-18-0, Lachlan Hywood 8-2-18-1, Sean Medlen 8-1-29-0, Badal 7-0-20-1, Joshua Boyko 5-0-20-1, Corey Finlayson 1-0-9-0 | | | |

A Grade Results


Round 3 (Two Day)

Date: October 21, 2023


Opponent: Yankalilla

Venue: Yankalilla Oval

Result: Lost on first innings

| Victor Harbor (1st Innings) | | | 8/157 (70) |
|--|---|-------------------------------------|---|
| #4 | Timothy Watson | ct Joseph Tyliss b Luke Barlett | 15 |
| #5 | Patrick Sroka | ct Lachlan Whittlesea b Chris Clark | 4 |
| #6 | Joshua Boyko © | ct Chris Clark b Ashley Madden | 49 |
| #7 | Harrison Medlen | b Aaron Smith | 12 |
| #3 | Lachlan Hywood | b Joseph Tyliss | 18 |
| #1 | Sean Medlen | Run Out (Ashley Madden) | 12 |
| #14 | Cameron Jones † | Not Out | 6 |
| #10 | Kenneth Sumner | ct Ashley Madden b Chris Clark |  |
| #11 | Dylan Flavel | b Aaron Smith | 1 |
| #2 | Anthony Eden | Not Out | 1 |
| #16 | Thomas Carthew | DNB | |
| #17 | Alexander Czarnecki | DNB | |
| #15 | Badal | DNB | |
| Extras: 9 WD, 4 NB, 6 LB, 20 B | | | |
| FOW | 1/20 (Patrick Sroka), 2/43 (Timothy Watson), 3/102 (Harrison Medlen), 4/125 (Joshua Boyko), 5/131 (Lachlan Hywood), 6/142 (Sean Medlen), 7/145 (Kenneth Sumner), 8/146 (Dylan Flavel) | | |
| Yankalilla Bowling: | | | |
| Ashley Madden 11-4-23-1, Joseph Tyliss 18.2-10-22-1, Chris Clark 13-3-23-2, Luke Bartlett 11-2-26-1, Aaron Smith 13.4-3-28-2, Lachlan Whittlesea 3-0-9-0 | | | |
| Yankalilla | | | 3d/181 (27) |
| Lachlan Whittlesea | ct Kenneth Sumner b Alexander Czarnecki | | 4 |
| Joseph Tyliss | b Harrison Medlen | | 63 |
| Luke Bartlett | Not Out | | 57 |
| Douglas Jones | ct Harrison Medlen b Sean Medlen | | 30 |
| Aaron Smith | Not Out | | 18 |
| James Kerin | DNB | | |
| Craig Allen | DNB | | |
| Chris Clark | DNB | | |
| Ashley Madden | DNB | | |
| Thomas Bennett | DNB | | |
| Tim Dellatorre | DNB | | |
| Gregory Whittlesea | DNB | | |
| Extras: 1 WD 2 NB, 4 LB, 2 B | | | |
| FOW | 1/20 (Lachlan Whittlesea), 2/89 (Joseph Tyliss), 3/144 (Douglas Jones) | | |
| Victor Harbor Bowling: | | | |
| Kenneth Sumner 6-1-28-0, Alexander Czarnecki 6-1-30-1, Lachlan Hywood 6-0-38-0, Harrison Medlen 2-0-24-1, Sean Medlen 5-0-30-1, Badal 2-0-25-0 | | | |

Continued.

| Victor Harbor (2nd Innings) | | | 1/36 (27) |
|---|----------------------------|------------------------------------|---|
| #5 | Patrick Sroka | ct Thomas Bennett b Tim Dellatorre |  |
| #6 | Joshua Boyko © | Not Out | 24 |
| #7 | Harrison Medlen | Not Out | 12 |
| #3 | Lachlan Hywood | DNB | |
| #4 | Timothy Watson | DNB | |
| #1 | Sean Medlen | DNB | |
| #14 | Cameron Jones † | DNB | |
| #10 | Kenneth Sumner | DNB | |
| #11 | Dylan Flavel | DNB | |
| #2 | Anthony Eden | DNB | |
| #16 | Thomas Carthew | DNB | |
| #17 | Alexander Czarnecki | DNB | |
| #15 | Badal | DNB | |
| Extras: 0 | | | |
| FOW | 1/2 (Patrick Sroka) | | |
| Yankalilla Bowling: | | | |
| Joseph Tyllis 7-5-3-0, Aaron Smith 5-1-13-0, Luke Barlett 4-1-14-0, Chris Clark 2-1-2-0, Ashley Madden 2-0-3-0, Tim Dellatorre 7-6-1-1 | | | |

A Grade Results



Round 4 (Two Day)

Date: November 4, 2023



Opponent: Port Elliot

Venue: Victor Harbor Oval

Result: Lost on first innings

| Victor Harbor (1st Innings) | | | 114 (45.1) |
|--|--|-------------------------------------|---|
| #4 | Timothy Watson | ct Scott Hannam b Benjamin Martin | 1 |
| #5 | Patrick Sroka | lbw Benjamin Martin |  |
| #6 | Joshua Boyko © | b Ben Griffiths | 42 |
| #7 | Harrison Medlen | ct Liam Harris b Josh Andrewartha | 8 |
| #3 | Lachlan Hywood | ct Scott Hannam b Joel Harris | 29 |
| #8 | Bailey Martin | lbw Joel Harris |  |
| #13 | Corey Finlayson † | b Ben Griffiths | 9 |
| #1 | Sean Medlen | ct Benjamin Martin b Ben Griffiths | 3 |
| #18 | Jesse Ortega | lbw Ben Griffiths | 1 |
| #9 | Harrison Fox | Not Out | 5 |
| #10 | Kenneth Sumner | ct Josh Andrewartha b Ben Griffiths | 3 |
| Extras: 1 WD, 1 NB, 5 LB, 6 B | | | |
| FOW | 1/1 (Timothy Watson), 2/2 (Patrick Sroka), 3/20 (Harrison Medlen), 4/89 (Lachlan Hywood), 5/89 (Bailey Martin), 6/89 (Joshua Boyko), 7/100 (Corey Finlayson), 8/105 (Sean Medlen), 9/106 (Jesse Ortega), 10/114 (Kenneth Sumner) | | |
| Port Elliot Bowling: | | | |
| Tyson Somerfield 11-4-14-0, Benjamin Martin 7-1-13-2, Josh Andrewartha 2-0-3-1, Liam Harris 4-0-13-0, Levi Stringer 5-0-24-0, Ben Griffiths 9.1-3-18-5, Joel Harris 4-0-12-2, Lucas Donlan 3-0-6-0 | | | |
| Port Elliot (1st Innings) | | | 8d/117 (41.1) |
| Luke Collett | | ct Jesse Ortega b Lachlan Hywood | 31 |
| Ethan Spriggs | | ct & b Kenneth Sumner | 11 |
| Ben Griffiths | | ct Corey Finlayson † b Jesse Ortega | 4 |
| Tyson Somerfield | | b Kenneth Sumner | 7 |
| Liam Harris | | ct Bailey Martin b Kenneth Sumner | 3 |
| Joel Harris | | st Corey Finlayson † b Sean Medlen | 29 |
| Scott Hannam | | ct Joshua Boyko b Lachlan Hywood | 27 |
| Levi Stringer | | Not Out | 3 |
| Josh Andrewartha | | ct Joshua Boyko b Sean Medlen | 2 |
| Benjamin Martin | | DNB | |
| Lucas Donlan | | DNB | |
| Simon Donaldson | | DNB | |
| Tyson Levy | | DNB | |
| Extras: 0 | | | |
| FOW | 1/18 (Ethan Spriggs), 2/29 (Ben Griffiths), 3/46 (Tyson Somerfield), 4/56 (Liam Harris), 5/56 (Luke Collett), 6/110 (Joel Harris), 7/114 (Scott Hannam), 8/117 (Josh Andrewartha) | | |
| Victor Harbor Bowling: | | | |
| Lachlan Hywood 9-3-16-2, Sean Medlen 5.1-0-17-2, Jesse Ortega 12-2-28-1, Kenneth Sumner 15-2-56-3 | | | |




Continued.

| Victor Harbor (2nd Innings) | | | 89 (48.2) |
|--|---|--------------------------------------|---|
| #4 | Timothy Watson | c Scott Hannam b Ben Griffiths | 37 |
| #5 | Patrick Sroka | lbw Simon Donaldson | 2 |
| #6 | Joshua Boyko © | ct Simon Donaldson b Benjamin Martin |  |
| #7 | Harrison Medlen | b Ben Griffiths | 4 |
| #3 | Lachlan Hywood | lbw Scott Hannam | 4 |
| #13 | Corey Finlayson † | ct Ethan Spriggs b Ben Griffiths | 1 |
| #8 | Bailey Martin | Not Out | 16 |
| #9 | Harrison Fox | b Scott Hannam | 6 |
| #18 | Jesse Ortega | b Ben Griffiths | 5 |
| #1 | Sean Medlen | lbw Ben Griffiths |  |
| #10 | Kenneth Sumner | b Ben Griffiths | 10 |
| Extras: 1 LB, 3 B | | | |
| FOW | 1/12 (Patrick Sroka), 2/19 (Joshua Boyko), 3/40 (Harrison Medlen), 4/43 (Timothy Watson), 5/49 (Corey Finlayson), 6/49 (Lachlan Hywood), 7/55 (Harrison Fox), 8/64 (Jesse Ortega), 9/64 (Sean Medlen), 10/89 (Kenneth Sumner) | | |
| Port Elliot Bowling: | | | |
| Luke Collett 2-0-3-0, Scott Hannam 5-0-10-2, Ben Griffiths 15-0-18-6, Tyson Somerfield 5-0-20-0, Benjamin Martin 7-0-10-1, Simon Donaldson 14-0-24-1 | | | |
| Port Elliot (2nd Innings) | | | 1/30 (3) |
| Ben Griffiths | b Patrick Sroka | | 8 |
| Scott Hannam | Not Out | | 13 |
| Tyson Somerfield | Not Out | | 0 |
| Lucas Donlan | DNB | | |
| Josh Andrewartha | DNB | | |
| Luke Collett | DNB | | |
| Simon Donaldson | DNB | | |
| Joel Harris | DNB | | |
| Liam Harris | DNB | | |
| Tyson Levy | DNB | | |
| Benjamin Martin | DNB | | |
| Ethan Spriggs | DNB | | |
| Levi Stringer | DNB | | |
| Extras: 0 | | | |
| FOW | 1/13 (Ben Griffiths) | | |
| Victor Harbor Bowling: | | | |
| Bailey Martin 1-0-6-0, Patrick Sroka 1-0-7-1, Harrison Fox 1-0-17-0 | | | |



A Grade Results

Round 5 (Two Day)

Date: November 18, 2023 **Opponent:** Goolwa
Venue: Victor Harbor Oval **Result:** Lost on first innings

| Goolwa | | 3/240 (70) |
|---|---|--|
| Samuel Carlyle | ct Kenneth Sumner b Jesse Ortega | 69 |
| Luke Giddings | lbw Jesse Ortega | 10 |
| Andy Evans | Not Out | 105 |
| Jake Kuss | ct Harrison Medlen b Dylan Flavel | 25 |
| Jesse Consalvo | Not Out | 15 |
| Shaun Burger | DNB | |
| Jayden Crees | DNB | |
| Josh Jones | DNB | |
| James Lawrence | DNB | |
| Fred Nissen | DNB | |
| Victor Robinson | DNB | |
| Tim Stewart | DNB | |
| Jack Ward | DNB | |
| Extras: 1 WD, 1 NB, 3 LB, 13 B | | |
| FOW | 1/30 (Luke Giddings), 2/152 (Samuel Carlyle), 3/203 (Jake Kuss) | |
| Victor Harbor Bowling: | | |
| Kenneth Sumner 12-5-16-0, Jesse Ortega 22-8-38-2, Lachlan Hywood 14-4-39-0, Sean Medlen 11-0-40-0, Harrison Medlen 7-0-46-0, Dylan Flavel 2-0-27-1, Thomas Carthew 2-0-18-0 | | |
| Victor Harbor (1st Innings) | | 69 (36) |
| #4 | Timothy Watson | ct Luke Giddings b Jayden Crees 4 |
| #5 | Patrick Sroka | b Josh Jones  |
| #6 | Joshua Boyko © | st Jack Ward b James Lawrence 31 |
| #7 | Harrison Medlen | lbw Josh Jones 1 |
| #3 | Lachlan Hywood | b Jake Kuss 13 |
| #18 | Jesse Ortega | lbw James Lawrence 1 |
| #1 | Sean Medlen | ct & b James Lawrence  |
| #14 | Cameron Jones † | b Jake Kuss 1 |
| #10 | Kenneth Sumner | b Jayden Crees 10 |
| #9 | Harrison Fox | Not Out 0 |
| #15 | Badal | ct Victor Robertson b Jayden Crees  |
| #16 | Thomas Carthew | DNB |
| #11 | Dylan Flavel | DNB |
| Extras: 1 NB, 3 LB, 4 B | | |
| FOW | 1/4 (Timothy Watson), 2/16 (Patrick Sroka), 3/22 (Harrison Medlen), 4/38 (Lachlan Hywood), 5/50 (Jesse Ortega), 6/50 (Sean Medlen), 7/51 (Cameron Jones), 8/69 (Joshua Boyko), 9/69 (Kenneth Sumner), 10/69 (Badal) | |
| Goolwa Bowling: | | |
| Jayden Crees 12-6-16-3, Josh Jones 10-6-8-2, Jake Kuss 7-0-21-2, James Lawrence 7-3-17-3 | | |

Continued.

| Victor Harbor (2nd Innings, following on) | | | 7/56 (34) |
|---|---|-----------------------------------|---|
| #4 | Timothy Watson | lbw James Lawrence | 27 |
| #7 | Harrison Medlen | lbw James Lawrence | 4 |
| #3 | Lachlan Hywood | ct Victor Robertson b Fred Nissen | 7 |
| #18 | Jesse Ortega | ct Victor Robertson b Jake Kuss |  |
| #6 | Joshua Boyko © | Not Out | 4 |
| #10 | Kenneth Sumner | ct Luke Giddings b Josh Jones | 3 |
| #5 | Patrick Sroka | ct Victor Robertson b Josh Jones |  |
| #9 | Harrison Fox | ct Samuel Carlyle b Josh Jones | 2 |
| #14 | Cameron Jones † | Not Out | 0 |
| #1 | Sean Medlen | DNB | |
| #15 | Badal | DNB | |
| #16 | Thomas Carthew | DNB | |
| #11 | Dylan Flavel | DNB | |
| Extras: 2 LB, 7 B | | | |
| FOW | 1/14 (Harrison Medlen), 2/37 (Lachlan Hywood), 3/41 (Jesse Ortega), 4/41 (Timothy Watson), 5/47 (Kenneth Sumner), 6/47 (Patrick Sroka), 7/49 (Harrison Fox) | | |
| Goolwa Bowling: | | | |
| Jayden Crees 12-6-16-0, Josh Jones 8-3-8-3, Jake Kuss 2-2-0-1, James Lawrence 9-2-21-2, Fred Nissen 3-1-2-1 | | | |

A Grade Results




Round 6 (Two Day)

Date: December 2, 2023


Opponent: McLaren Districts

Venue: McLaren Flat Oval

Result: Lost on first innings

| Victor Harbor (1st Innings) | | | 63 (38.1) |
|--|--|-------------------------------------|---|
| #4 | Timothy Watson | ct Keith Schofield b Jett Holberton | 6 |
| #5 | Patrick Sroka | b Roy Graham | 8 |
| #6 | Joshua Boyko © | ct Jett Holberton b Jacob Banks | 12 |
| #3 | Lachlan Hywood | st Jim Ryan b Keith Schofield | 10 |
| #7 | Harrison Medlen | b Jacob Banks |  |
| #1 | Sean Medlen | ct Jett Holberton b Jacob Banks | 16 |
| #10 | Kenneth Sumner | b Keith Schofield | 5 |
| #2 | Anthony Eden † | ct Jim Ryan b Justin Twartz | 1 |
| #11 | Dylan Flavel | ct George Beard b Stephen Nairn |  |
| #19 | Ian Sumner | ct Jim Ryan b Stephen Nairn |  |
| #20 | Matthew Arends-Watson | Not Out | 0 |
| #15 | Badal | DNB | |
| #16 | Thomas Carthew | DNB | |
| Extras: 1 WD, 4 B | | | |
| FOW | 1/10 (Timothy Watson), 2/20 (Patrick Sroka), 3/32 (Joshua Boyko), 4/41 (Harrison Medlen), 5/43 (Lachlan Hywood), 6/51 (Kenneth Sumner), 7/61 (Anthony Eden), 8/63 (Dylan Flavel), 9/63 (Ian Sumner), 10/63 (Sean Medlen) | | |
| McLaren Districts Bowling: | | | |
| Jett Holberton 8-3-21-1, Roy Graham 9-4-7-1, Jacob Banks 11.1-4-13-3, Keith Schofield 8-1-18-2, Justin Twartz 1-1-0-1, Stephen Nairn 1-1-0-2 | | | |
| McLaren Districts | | | 1d/94 (20) |
| Daniel Bruce | Not Out | | 45 |
| Zachery Hodges | b Kenneth Sumner | | 21 |
| Jim Ryan | Not Out | | 27 |
| Jacob Bank | DNB | | |
| George Beard | DNB | | |
| William Dyer | DNB | | |
| Luke Goodieson | DNB | | |
| Roy Graham | DNB | | |
| Jett Holberton | DNB | | |
| Stephen Nairn | DNB | | |
| Keith Schofield | DNB | | |
| Justin Twartz | DNB | | |
| Extras: 1 NB | | | |
| FOW | 1/52 (Zachery Hodges) | | |
| Victor Harbor Bowling: | | | |
| Lachlan Hywood 5-0-26-0, Kenneth Sumner 8-1-26-1, Harrison Medlen 5-0-24-0, Sean Medlen 2-0-18-0 | | | |


Continued.

| Victor Harbor (2nd Innings) | | | 2/10 (11) |
|--|---|-----------------------|---|
| #4 | Timothy Watson | ct ? b Jett Holberton | 6 |
| #5 | Patrick Sroka | b Jett Holberton |  |
| #6 | Joshua Boyko © | Not Out | 3 |
| #7 | Harrison Medlen | Not Out | 1 |
| #2 | Lachlan Hywood | DNB | |
| #10 | Kenneth Sumner | DNB | |
| #2 | Anthony Eden † | DNB | |
| #11 | Dylan Flavel | DNB | |
| #19 | Ian Sumner | DNB | |
| #20 | Matthew Arends-Watson | DNB | |
| #15 | Badal | DNB | |
| #16 | Thomas Carthew | DNB | |
| #1 | Sean Medlen | DNB | |
| Extras: 0 | | | |
| FOW | 1/6 (Timothy Watson), 2/7 (Patrick Sroka) | | |
| McLaren Distrcts Bowling: | | | |
| Jett Holberton 6-2-9-2, Roy Graham 5-4-1-0 | | | |

A Grade Results

Round 7 (One Day)

Date: December 16, 2023 **Opponent:** Willunga
Venue: Victor Harbor Oval **Result:** Lost by 129 runs

| Willunga | | 7/203 (40) |
|--|--|---|
| Luke Harding | ct Harrison Medlen b Kenneth Sumner | 1 |
| Michael Barry | b Alexander Czarnecki | 9 |
| Chad Franceschini | ct Joshua Boyko b Sean Medlen | 38 |
| Shaun Anderson | ct Ian Sumner b Lachlan Hywood | 25 |
| Simon Roberts | Not Out | 91 |
| Jarrad Ross | b Kenneth Sumner | 21 |
| Rory Hanson | ct & b Joshua Boyko | 11 |
| Matthew Impey | b Joshua Boyko |  |
| Finlay Seers | Not Out | 2 |
| Matthew Bolton | DNB | |
| Daniel Hockham | DNB | |
| Extras: 2 WD, 3 LB | | |
| FOW | 1/10 (Luke Harding), 2/38 (Michael Barry), 3/54 (Chad Franceschini), 4/110 (Shaun Anderson), 5/160 (Jarrad Ross), 6/187 (Rory Hanson), 7/187 (Matthew Impey) | |
| Victor Harbor Bowling: | | |
| Kenneth Sumner 8-0-39-2, Alexander Czarnecki 8-1-41-1, Sean Medlen 8-0-42-1, Lachlan Hywood 8-0-20-1, Joshua Boyko 7-0-44-2, Thomas Carthew 1-0-14-0 | | |
| Victor Harbor | | 74 (29.3) |
| #4 | Timothy Watson | ct ? b Daniel Hockham |
| #3 | Lachlan Hywood | Run Out (Luke Harding) |
| #6 | Joshua Boyko © | ct ? b Simon Roberts |
| #7 | Harrison Medlen | lbw Simon Roberts |
| #8 | Bailey Martin † | lbw Simon Roberts |
| #10 | Kenneth Sumner | b Matthew Impey |
| #5 | Patrick Sroka | c ? b Simon Roberts |
| #1 | Sean Medlen | b Matthew Impey |
| #17 | Alexander Czarnecki | ct & b Luke Harding |
| #19 | Ian Sumner | ct ? b Matthew Bolton |
| #16 | Thomas Carthew | Not Out |
| Extras: 5 WD, 3 NB, 1 LB, 6 B | | |
| FOW | 1/25 (Timothy Watson), 2/26 (Lachlan Hywood), 3/38 (Harrison Medlen), 4/38 (Bailey Martin), 5/43 (Kenneth Sumner), 6/62 (Joshua Boyko), 7/65 (Patrick Sroka), 8/65 (Sean Medlen), 9/70 (Ian Sumner), 10/74 (Alexander Czarnecki) | |
| Willunga Bowling: | | |
| Finlay Seers 8-2-15-0, Daniel Hockham 6-2-16-1, Matthew Impey 8-4-13-2, Simon Roberts 6-2-18-4, Matthew Bolton 1-0-1-1, Luke Harding 0.3-0-4-1 | | |

A Grade Results

Round 8 (One Day)

Date: January 6, 2024 **Opponent:** Noarlunga
Venue: Old Noarlunga Oval **Result:** Match abandoned

Round 9 (One Day)


Date: January 13, 2024 **Opponent:** Encounter Bay
Venue: Encounter Bay Oval **Result:** Lost by 178 runs

| Encounter Bay | | 5/206 (40) |
|--|---|--------------------------------------|
| Jason Parry | ct Thomas Carthew b Lachlan Hywood | 52 |
| Beau Grocke | b Patrick Sroka | 9 |
| Matthew Overall | ct Anthony Eden b Lachlan Hywood | 50 |
| Cameron Lintern | ct Harrison Medlen † b Kenneth Sumner | 33 |
| Jake Austin | ct Sean Medlen b Thomas Carthew | 6 |
| Finn Magor | Not Out | 30 |
| Max Longhurst | Not Out | 14 |
| Chris Butler | DNB | |
| Luke Crichton | DNB | |
| Kieran Garrett | DNB | |
| Zachari Thompson | DNB | |
| Extras: 3 WD, 3 NB, 1 LB, 5 B | | |
| FOW | 1/26 (Beau Grocke), 2/120 (Matthew Overall), 3/122 (Jason Parry), 4/145 (Jake Austin), 5/170 (Cameron Lintern) | |
| Victor Harbor Bowling: | | |
| Lachlan Hywood 8-1-25-2, Kenneth Sumner 8-0-41-1, Patrick Sroka 4-0-31-1, Sean Medlen 8-1-36-0, Dylan Flavel 4-0-19-0, Thomas Carthew 8-0-48-1 | | |
| Victor Harbor | | 28 (19.3) |
| #4 | Timothy Watson | ct ? b Luke Crichton |
| #6 | Joshua Boyko © | ct ? b Luke Crichton |
| #3 | Lachlan Hywood | b Chris Butler |
| #7 | Harrison Medlen † | b Luke Crichton |
| #21 | Jeff Cook | ct Matthew Overall b Cameron Lintern |
| #10 | Kenneth Sumner | ct Kieran Garrett b Zachari Thompson |
| #5 | Patrick Sroka | ct ? b Matthew Overall |
| #11 | Dylan Flavel | ct Max Longhurst b Zachari Thompson |
| #1 | Sean Medlen | lbw Kieran Garrett |
| #2 | Anthony Eden | b Zachari Thompson |
| #16 | Thomas Carthew | Not Out |
| Extras: 1 WD, 1 LB | | |
| FOW | 1/1 (Timothy Watson), 2/4 (Joshua Boyko), 3/11 (Lachlan Hywood), 4/11 (Harrison Medlen), 5/20 (Jeff Cook), 6/24 (Kenneth Sumner), 7/24 (Patrick Sroka), 8/26 (Dylan Flavel), 9/26 (Anthony Eden), 10/28 (Sean Medlen) | |
| Encounter Bay Bowling: | | |
| Chris Butler 6-2-5-2, Luke Crichton 4-0-10-2, Cameron Lintern 4-3-1-1, Zachari Thompson 4-0-9-3, Matthew Overall 1-0-2-1, Kieran Garrett 0.3-0-0-1 | | |

A Grade Results

Round 10 (One Day)

Date: January 20, 2024 **Opponent:** Yankalilla
Venue: Victor Harbor Oval **Result:** Lost by 81 runs



| Yankalilla | | 6/197 (40) | |
|---|---|---------------------------------------|---|
| Aaron Smith | ct Sean Medlen b Lachlan Hywood | 96 | |
| Travis Bartlett | b Lachlan Hywood | 1 | |
| Luke Bartlett | st Harrison Medlen † b Joshua Boyko | 31 | |
| Lachlan Whittlesea | b Joshua Boyko | 20 | |
| Douglas Jones | b Lachlan Hywood | 27 | |
| Chris Clark | Not Out | 15 | |
| Jeremy Parsons | b Kenneth Sumner | 1 | |
| David Barnes | Not Out | 1 | |
| James Kerin | DNB | | |
| Ashley Madden | DNB | | |
| Scott Wilson | DNB | | |
| Extras: 3 NB, 1 LB, 2 B | | | |
| FOW | 1/6 (Travis Bartlett), 2/88 (Luke Bartlett), 3/129 (Lachlan Whittlesea), 4/162 (Aaron Smith), 5/193 (Douglas Jones) | | |
| Victor Harbor Bowling: | | | |
| Lachlan Hywood 8-1-51-3, Kenneth Sumner 8-1-37-1, Patrick Sroka 5-1-23-0, Sean Medlen 8-0-22-0, Joshua Boyko 7-0-37-2, Thomas Carthew 4-0-24-0 | | | |
| Victor Harbor | | 116 (39.2) | |
| #4 | Timothy Watson | lbw Chris Clark | 20 |
| #7 | Harrison Medlen † | ct Jeremy Parsons b James Kerin | 6 |
| #6 | Joshua Boyko © | b Aaron Smith | 31 |
| #3 | Lachlan Hywood | b Aaron Smith |  |
| #22 | Matthew Hutchinson | b Scott Wilson | 2 |
| #10 | Kenneth Sumner | b Scott Wilson | 9 |
| #5 | Patrick Sroka | c Travis Bartlett b Scott Wilson | 17 |
| #9 | Harrison Fox | Run Out (Luke Bartlett) | 8 |
| #1 | Sean Medlen | b Luke Bartlett | 12 |
| #2 | Anthony Eden | ct Lachlan Whittlesea b Luke Bartlett | 1 |
| #16 | Thomas Carthew | Not Out | 1 |
| Extras: 1 WD, 4 LB, 4 B | | | |
| FOW | 1/26 (Timothy Watson), 2/60 (Joshua Boyko), 3/60 (Harrison Medlen), 4/60 (Lachlan Hywood), 5/70 (Matthew Hutchinson), 6/75 (Kenneth Sumner), 7/91 (Harrison Fox), 8/113 (Patrick Sroka), 9/113 (Sean Medlen), 10/115 (Anthony Eden) | | |
| Yankalilla Bowling: | | | |
| Ashley Madden 3-0-15-0, Chris Clark 5-1-19-1, James Kerin 8-3-24-1, Aaron Smith 8-4-15-2, Scott Wilson 8-3-17-3, Luke Bartlett 7-0-18-2, David Barnes 1-1-0-0 | | | |

A Grade Results

Round 11 (Two Day)

Date: February 3, 2024 **Opponent:** Myponga-Sellicks

Venue: Victor Harbor Oval **Result:** Lost by 4 wickets

| Victor Harbor | | | 99 (45.5) |
|--|---|---|---|
| #8 | Bailey Martin | ct ? b Ryan Haverty | 1 |
| #7 | Harrison Medlen | b Vinca Nizzola | 3 |
| #6 | Joshua Boyko © | ct ? b Michael Tomlinson | 11 |
| #3 | Lachlan Hywood | b Vince Nizzola | 9 |
| #13 | Corey Finlayson † | ct ? b Matthew Franceschini | 15 |
| #4 | Timothy Watson | Not Out | 29 |
| #21 | Jeff Cook | ct ? b Michael Tomlinson |  |
| #9 | Harrison Fox | ct Ryan Haverty b Matthew Franceschini | 1 |
| #10 | Kenneth Sumner | ct ? b Michael Tomlinson | 5 |
| #5 | Patrick Sroka | lbw Vince Nizzola | 5 |
| #1 | Sean Medlen | ct ? b Ryan Haverty | 9 |
| #16 | Thomas Carthew | DNB | |
| Extras: 3 WD, 3 NB, 3 LB, 2 B | | | |
| FOW | 1/4 (Harrison Medlen), 2/5 (Bailey Martin), 3/20 (Lachlan Hywood), 4/49 (Corey Finlayson), 5/49 (Joshua Boyko), 6/49 (Jeff Cook), 7/52 (Harrison Fox), 8/67 (Kenneth Sumner), 9/74 (Patrick Sroka), 10/99 (Sean Medlen) | | |
| Myponga-Sellicks Bowling: | | | |
| Vince Nizzola 17-6-35-3, Ryan Haverty 11.5-4-21-2, James Patterson 4-0-10-0, Matthew Franceschini 5-1-15-2, Michael Tomlinson 8-1-13-3 | | | |
| Myponga-Sellicks | | | 6/101 (45) |
| Sean Haverty | | b Lachlan Hywood |  |
| Kobe Dooley | | ct Corey Finlayson † b Lachlan Hywood | 1 |
| Michael Tomlinson | | ct Harrison Fox b Kenneth Sumner | 3 |
| Ryan Haverty | | Not Out | 29 |
| Matthew Franceschini | | ct Corey Finlayson † b Harrison Medlen | 6 |
| James Patterson | | Run Out (Kenneth Sumner/Sean Medlen/Corey Finlayson †) | 36 |
| Bradley Hill | | b Sean Medlen | 5 |
| Dylan Lane | | Not Out | 12 |
| Shaun Hutchinson | | DNB | |
| Liam Hutchinson | | DNB | |
| Scott McMahon | | DNB | |
| Vince Nizzola | | DNB | |
| Cam Turner | | DNB | |
| Extras: 1 WD, 1 NB, 1 LB, 6 B | | | |
| FOW | 1/0 (Sean Haverty), 2/5 (Kobe Dooley), 3/7 (Michael Tomlinson), 4/23 (Matthew Franceschini), 5/77 (Bradley Hill), 6/83 (James Patterson) | | |
| Victor Harbor Bowling: | | | |
| Lachlan Hywood 11-2-16-2, Kenneth Sumner 10-5-7-1, Harrison Medlen 11-3-35-1, Patrick Sroka 4-0-11-0, Sean Medlen 9-1-25-1 | | | |

A Grade Results






Round 12 (Two Day)

Date: February 17, 2024




Opponent: Mount Compass

Venue: Burgess Oval

Result: Lost outright & on first innings

| Victor Harbor (1st Innings) | | | 117 (47.4) |
|--|--|----------------------------------|---|
| #4 | Timothy Watson | b Ethan Osmond | 42 |
| #7 | Harrison Medlen | b Bailey Baldock |  |
| #6 | Joshua Boyko © | ct ? b Aaron Dalitz | 16 |
| #3 | Lachlan Hywood | ct Joshua Murfitt b Aaron Dalitz | 1 |
| #22 | Matthew Hutchinson † | b Bailey Baldock | 15 |
| #23 | Sachin Sharma | b Ethan Osmond |  |
| #21 | Jeff Cook | b Ethan Osmond | 1 |
| #10 | Kenneth Sumner | ct ? b Bailey Baldock | 14 |
| #9 | Harrison Fox | Not Out | 3 |
| #17 | Alexander Czarnecki | ct ? b Ethan Anderson |  |
| #1 | Sean Medlen | ct ? b Ethan Anderson | 4 |
| #11 | Dylan Flavel | DNB | |
| Extras: 3 WD, 5 NB, 4 LB, 9 B | | | |
| FOW | 1/21 (Harrison Medlen), 2/57 (Joshua Boyko), 3/67 (Lachlan Hywood), 4/73 (Timothy Watson), 5/73 (Sachin Sharma), 6/80 (Jeff Cook), 7/101 (Matthew Hutchinson), 8/105 (Kenneth Sumner), 9/108 (Alexander Czarnecki), 10/117 (Sean Medlen) | | |
| Mount Compass Bowling: | | | |
| Aaron Dalitz 10-6-9-2, Joshua Dalitz 16-4-39-0, Bailey Baldock 9-4-17-3, Somal Fernando 3-0-9-0, Ethan Osmond 5-1-16-3, Manjula Fernando 2-0-8-0, Jamarley Daley 1-1-0-0, Ethan Anderson 1.4-0-6-2 | | | |
| Mount Compass (1st Innings) | | | 3d/126 (24) |
| Paul Barrett | ct Sachin Sharma b Kenneth Sumner | |  |
| Jamarley Daley | ct Jeff Cook b Harrison Medlen | | 48 |
| Joshua Murfitt | b Alexander Czarnecki | |  |
| Matthew East | Not Out | | 45 |
| Ethan Anderson | Not Out | | 14 |
| Bailey Baldock | DNB | | |
| Aaron Dalitz | DNB | | |
| Joshua Dalitz | DNB | | |
| Manjula Fernando | DNB | | |
| Ethan Osmond | DNB | | |
| Somal Fernando | DNB | | |
| James Colley | DNB | | |
| Extras: 7 WD, 1 LB, 11 B | | | |
| FOW | 1/0 (Paul Barrett), 2/7 (Joshua Murfitt), 3/110 (Jamarley Daley) | | |
| Victor Harbor Bowling: | | | |
| Kenneth Sumner 5-1-23-1, Alexander Czarnecki 3-0-15-1, Sachin Sharma 3-1-15-0, Lachlan Hywood 4-0-18-0, Sean Medlen 5-0-15-0, Harrison Medlen 4-0-28-0 | | | |

Continued.

| Victor Harbor (2nd Innings) | | | 87 (42.4) |
|---|---|------------------------------------|---|
| #4 | Timothy Watson | ct Ethan Anderson b Bailey Baldock |  |
| #7 | Harrison Medlen | b Bailey Baldock |  |
| #6 | Joshua Boyko © | b Aaron Dalitz | 13 |
| #3 | Lachlan Hywood | ct ? b Joshua Dalitz | 12 |
| #22 | Matthew Hutchinson † | b Ethan Anderson | 22 |
| #23 | Sachin Sharma | ct ? b Bailey Baldock | 9 |
| #21 | Jeff Cook | b Somal Fernando | 4 |
| #10 | Kenneth Sumner | ct Matthew East b Aaron Dalitz | 12 |
| #11 | Dylan Flavel | b Somal Fernando | 2 |
| #17 | Alexander Czarnecki | Not Out | 0 |
| #1 | Sean Medlen | ct Joshua Murfitt b Aaron Dalitz | 4 |
| #9 | Harrison Fox | DNB | |
| Extras: 1 WD, 2 NB, 6 B | | | |
| FOW | 1/0 (Timothy Watson), 2/1 (Harrison Medlen), 3/14 (Lachlan Hywood), 4/43 (Joshua Boyko), 5/57 (Matthew Hutchinson), 6/63 (Sachin Sharma), 7/77 (Jeff Cook), 8/79 (Dylan Flavel), 9/81 (Kenneth Sumner), 10/87 (Sean Medlen) | | |
| Mount Compass Bowling: | | | |
| Bailey Baldock 12-5-17-3, Joshua Dalitz 7-2-16-1, Aaron Dalitz 9.4-4-16-3, Paul Barrett 3-0-13-0, Ethan Anderson 6-3-10-1, Somal Fernando 5-1-9-2 | | | |
| Mount Compass (2nd Innings) | | | 3/85 (16) |
| Paul Barrett | b Alexander Czarnecki | | 2 |
| Jamarley Daley | b Kenneth Sumner | | 38 |
| Joshua Murfitt | Not Out | | 37 |
| Ethan Anderson | b Sachin Sharma | |  |
| Matthew East | Not Out | | 5 |
| Bailey Baldock | DNB | | |
| Aaron Dalitz | DNB | | |
| Joshua Dalitz | DNB | | |
| Manjula Fernando | DNB | | |
| Ethan Osmond | DNB | | |
| Somal Fernando | DNB | | |
| James Colley | DNB | | |
| Extras: 1 NB, 1 LB, 1 B | | | |
| FOW | 1/12 (Paul Barrett), 2/56 (Jamarley Daley), 3/59 (Ethan Anderson) | | |
| Victor Harbor Bowling: | | | |
| Lachlan Hywood 4-0-24-0, Alexander Czarnecki 3-0-16-1, Sachin Sharma 4-0-19-1, Kenneth Sumner 4-0-18-1, Sean Medlen 1-0-6-0 | | | |

A Grade Ladder

| Team | Games | Points | % | Wins | Losses | N/R / Draw |
|-------------------|-------|--------|-------|------|--------|------------|
| Encounter Bay | 12 | 61 | 3.023 | 8 | 1 | 3 |
| Port Elliot | 12 | 54 | 1.361 | 8 | 2 | 2 |
| Willunga | 12 | 52 | 1.224 | 7 | 3 | 2 |
| Noarlunga | 12 | 48 | 1.345 | 7 | 3 | 2 |
| Mount Compass | 12 | 37 | 0.840 | 4 | 5 | 3 |
| Yankalilla | 12 | 36 | 1.065 | 5 | 5 | 2 |
| Goolwa | 12 | 30 | 1.235 | 4 | 6 | 2 |
| Myponga-Sellicks | 12 | 30 | 0.665 | 4 | 6 | 2 |
| McLaren Districts | 12 | 21 | 0.797 | 3 | 8 | 1 |
| Victor Harbor | 12 | 3 | 0.291 | 0 | 11 | 1 |

A Grade Stats

Batting/Fielding

| Player | Games | Runs | Ave | Best | 100/50 | S/R* | Catches | Runouts | Stumpings |
|-----------------------|-------|------|-------|------|--------|-------|---------|---------|-----------|
| Matthew Arends-Watson | 1 | 0 | - | 0* | 0/0 | 0.00 | 0 | 0 | - |
| Badal | 4 | 0 | 0.00 | 0 | 0/0 | 0.00 | 0 | 0 | - |
| Joshua Boyko | 11 | 310 | 23.85 | 55 | 0/1 | 33.70 | 4 | 0 | - |
| Thomas Carthew | 7 | 2 | - | 1* | 0/0 | 33.33 | 1 | 0 | - |
| Jeff Cook | 3 | 6 | 1.50 | 1 | 0/0 | 10.17 | 0 | 0 | - |
| Alexander Czarnecki | 3 | 5 | 2.50 | 5 | 0/0 | 11.63 | 0 | 0 | - |
| Anthony Eden | 4 | 3 | 1.00 | 1* | 0/0 | 5.41 | 1 | 0 | 0 |
| Corey Finlayson | 3 | 30 | 7.50 | 15 | 0/0 | 40.85 | 3 | 1 | 1 |
| Dylan Flavel | 6 | 3 | 0.75 | 2 | 0/0 | 13.04 | 0 | 0 | - |
| Harrison Fox | 7 | 32 | 8.00 | 8 | 0/0 | 25.35 | 1 | 0 | - |
| Matthew Hutchinson | 2 | 39 | 13.00 | 22 | 0/0 | 37.37 | 0 | 0 | 0 |
| Lachlan Hywood | 11 | 128 | 9.85 | 29 | 0/0 | 42.18 | 1 | 0 | - |
| Cameron Jones | 3 | 7 | 3.50 | 6* | 0/0 | 12.28 | 0 | 0 | 0 |
| Bailey Martin | 5 | 30 | 7.50 | 16* | 0/0 | 16.88 | 2 | 0 | 0 |
| Harrison Medlen | 11 | 98 | 7.00 | 25 | 0/0 | 18.45 | 5 | 0 | 1 |
| Sean Medlen | 11 | 73 | 6.08 | 16 | 0/0 | 43.88 | 2 | 1 | - |
| Jesse Ortega | 2 | 7 | 1.75 | 5 | 0/0 | 6.06 | 1 | 0 | - |
| Sachin Sharma | 1 | 0 | 0.00 | 0 | 0/0 | 0.00 | 0 | 0 | - |
| Patrick Sroka | 9 | 68 | 5.23 | 24 | 0/0 | 10.37 | 0 | 0 | - |
| Ian Sumner | 2 | 0 | 0.00 | 0 | 0/0 | 0.00 | 1 | 0 | - |
| Kenneth Sumner | 11 | 87 | 6.69 | 14 | 0/0 | 45.64 | 4 | 0 | - |
| Braxton Watson | 1 | - | - | - | - | - | 0 | 0 | - |
| Tim Watson | 11 | 239 | 17.07 | 42 | 0/0 | 49.15 | 0 | 0 | - |

* where balls faced recorded

A Grade Stats

Bowling

| Player | Games | Overs | Maidens | Wickets | Ave | S/R | Econ | Best | 5wi/10wm |
|---------------------|-------|-------|---------|---------|--------|-------|-------|------|----------|
| Badal | 4 | 9.0 | 0 | 1 | 45.00 | 54.00 | 5.00 | 1/20 | 0/0 |
| Joshua Boyko | 11 | 19.0 | 0 | 5 | 20.20 | 22.80 | 5.32 | 2/37 | 0/0 |
| Thomas Carthew | 7 | 15.0 | 0 | 1 | 104.00 | 90.00 | 6.93 | 1/48 | 0/0 |
| Alexander Czarnecki | 3 | 20.0 | 2 | 4 | 26.00 | 30.00 | 5.20 | 1/15 | 0/0 |
| Corey Finlayson | 3 | 1.0 | 0 | 0 | - | - | 9.00 | 0/9 | 0/0 |
| Dylan Flavel | 6 | 7.5 | 0 | 1 | 61.00 | 47.00 | 7.79 | 1/27 | 0/0 |
| Harrison Fox | 7 | 3.0 | 0 | 0 | - | - | 11.33 | 0/17 | 0/0 |
| Lachlan Hywood | 11 | 93.0 | 15 | 12 | 26.08 | 46.50 | 3.37 | 3/51 | 0/0 |
| Bailey Martin | 5 | 1.0 | 0 | 0 | - | - | 6.00 | 0/6 | 0/0 |
| Harrison Medlen | 11 | 38.3 | 3 | 4 | 48.50 | 57.75 | 5.04 | 1/19 | 0/0 |
| Sean Medlen | 11 | 78.1 | 3 | 6 | 52.17 | 78.17 | 4.00 | 2/17 | 0/0 |
| Jesse Ortega | 2 | 34.0 | 10 | 3 | 22.00 | 68.00 | 1.94 | 2/38 | 0/0 |
| Sachin Sharma | 1 | 7.0 | 0 | 1 | 34.00 | 42.00 | 4.86 | 1/19 | 0/0 |
| Patrick Sroka | 9 | 14.0 | 2 | 2 | 36.00 | 42.00 | 5.14 | 1/7 | 0/0 |
| Kenneth Sumner | 11 | 91.3 | 16 | 11 | 28.45 | 49.91 | 3.42 | 3/56 | 0/0 |

C1 Grade

Captain: Cameron Jones

Cricketer Of The Year: Reuben Walker

Batting Aggregate: Reuben Walker - 481 runs at 37.00

Batting Average: Reuben Walker - 481 runs at 37.00

Bowling Aggregate: Brodie Hutton - 18 wickets at 17.06

Bowling Average: Brodie Hutton - 18 wickets at 17.06

Fielding: Michael Hollamby - 8 votes

Captains Report

It was a challenging year on the field for the club and the C1s were no exception, with just 4 wins for the season. There were plenty of encouraging signs however, particularly in the batting department with four different players scoring half centuries. You could feel that we were gaining momentum as the season went on, and it all came together in the final game as we beat rivals Port Elliot to eliminate them from finals contention.

One of my priorities this season was to make sure our juniors were getting plenty of opportunities in the senior sides, as they are the future of the club, and they all proved that they're skilled enough to perform at senior level. A special mention to some of the parents who filled in on the weeks where we struggled with numbers as well.

While I would have liked us to have had a bit more success on the field there were plenty of positives to take away from the season, and I hope everyone enjoyed their time out on the field as much as I did.

Cameron Jones

C1 Grade Results

Round 1

Date: October 7, 2023

Opponent: Encounter Bay

Venue: Victor Harbor Primary School

Result: Lost by 7 wickets

| Victor Harbor | | | 4/99 (35) |
|--|---|---|------------|
| | Reuben Walker | ct & b Andrew Langton | 23 |
| | Kelvin Norris | b Chris Bailey | 1 |
| #14 | Cameron Jones © | ct Matthew Humberstone b Zane Garrett | 1 |
| | Malcolm Brittain † | ct Michael O'Sullivan b Jai Goutier-Perkins | 37 |
| #17 | Alexander Czarnecki | Not Out | 11 |
| | Shrill Khanal | Not Out | 7 |
| | Shane Perkins | DNB | |
| #16 | Thomas Carthew | DNB | |
| | Jacob Kelly | DNB | |
| #2 | Anthony Eden | DNB | |
| #20 | Matthew Arends-Watson | DNB | |
| Extras: 4 WD, 11 NB, 1 LB, 3 B | | | |
| FOW | 1/3 (Kelvin Norrs), 2/4 (Cameron Jones), 3/63 (Reuben Walker), 4/73 (Malcolm Brittain) | | |
| Encounter Bay Bowling: | | | |
| Chris Bailey 7-2-5-1, Zane Garrett 7-1-21-1, Shane Huddy 4-0-15-0, Andrew Langton 5-0-17-1, Jai Goutier-Perkins 6-0-13-1, Jamie Lang 5-0-14-0, Tim Kovaleff 1-0-10-0 | | | |
| Encounter Bay | | | 5/104 (24) |
| | Andrew Langton | ct Reuben Walker b Shane Perkins | 25 |
| | Tim Kovaleff | ct Jacob Kelly b Thomas Carthew | 4 |
| | Michael O'Sullivan | lbw Shane Perkins | 5 |
| | Chris Bailey | ct & b Kelvin Norris | 4 |
| | Zane Garrett | Not Out | 16 |
| | Matthew Humberstone | ct Shane Perkins b Shrill Khanal | 33 |
| | Jamie Lang | Not Out | 3 |
| | Jai Goutier-Perkins | DNB | |
| | Rodney Beswick | DNB | |
| | Shane Huddy | DNB | |
| Extras: 7 WD, 2 NB, 2 LB, 3 B | | | |
| FOW | 1/24 (Andrew Langton), 2/36 (Michael O'Sullivan), 3/45 (Chris Bailey), 4/46 (Tim Kovaleff), 5/100 (Matthew Humberstone) | | |
| Victor Harbor Bowling: | | | |
| Alexander Czarnecki 7-3-5-0, Shane Perkins 5-1-34-2, Kelvin Norris 5-0-30-1, Thomas Carthew 4-0-16-1, Jacob Kelly 2-0-13-0, Shrill Khanal 1-0-1-1 | | | |

C1 Grade Results


Round 2

Date: October 14, 2023

Opponent: Myponga-Sellicks

Venue: Myponga Oval






Result: Lost by 9 wickets

| Victor Harbor | | | 7/44 (35) |
|--|--|--------------------------------------|---|
| | Reuben Walker | ct Mathew Crawford b Ryan Banning | 2 |
| | Shane Perkins | ct Mathew Crawford b Travis Humphrys |  |
| | Michael Hollamby | ct Robert Booij b Matthew Crawford | 7 |
| | Malcolm Brittain † | lbw Mathew Crawford |  |
| #2 | Anthony Eden © | b Travis Humphrys | 14 |
| #16 | Thomas Carthew | st Dylan Lane b Shaun Hutchinson | 2 |
| | Kevin Woodland | Not Out | 11 |
| | Jed Gray | ct Mathew Crawford b David Wenham | 2 |
| | Shrill Khanal | Not Out | 2 |
| | Sarad Khanal | DNB | |
| #20 | Matthew Arends-Watson | DNB | |
| Extras: 2 WD, 2 NB | | | |
| FOW | 1/2 (Reuben Walker), 2/2 (Shane Perkins), 3/9 (Michael Hollamby), 4/11 (Malcolm Brittain), 5/26 (Thomas Carthew), 6/29 (Anthony Eden), 7/39 (Jed Gray) | | |
| Myponga-Sellicks Bowling: | | | |
| Ryan Banning 4-1-6-1, Travis Humphrys 7-7-0-2, Mark Nurney 5-1-11-0, Mathew Crawford 4-3-1-2, David Wenham 4-1-9-1, Brett Barry 2-1-4-0, Craig Mathew 7-2-11-0, Shaun Hutchinson 2-1-2-1 | | | |
| Myponga-Sellicks | | | 1/45 (11.3) |
| | Kim Dabinett | Not Out | 19 |
| | Robert Booij | ct Michael Hollamby b Jed Gray | 25 |
| | Ryan Banning | DNB | |
| | Brett Barry | DNB | |
| | Mathew Crawford | DNB | |
| | Travis Humphrys | DNB | |
| | Shaun Hutchinson | DNB | |
| | Dylan Lane | DNB | |
| | Craig Mathew | DNB | |
| | Mark Nurney | DNB | |
| | David Wenham | DNB | |
| Extras: 1 WD | | | |
| FOW | 1/45 (Robert Booij) | | |
| Victor Harbor Bowling: | | | |
| Shane Perkins 5-1-14-0, Michael Hollamby 4-0-10-0, Jed Gray 1.3-0-17-1, Shrill Khanal 1-0-4-0 | | | |

C1 Grade Results

Round 3

Date: October 21, 2023 **Opponent:** Noarlunga
Venue: Victor Harbor Oval **Result:** Lost by 21 runs

| Noarlunga | | 5/172 (35) |
|--|---|--|
| Andrew Wright | ct & b Brodie Hutton | 2 |
| Ethan Alderman | b Brodie Hutton | 18 |
| Ian Alderman | ct Michael Hollamby b Brodie Hutton |  |
| Timothy May | b Brodie Hutton |  |
| Oscar Klingberg | Not Out | 32 |
| Cameron Burns | b Brodie Hutton | 5 |
| Clint Richards | Not Out | 105 |
| Job Thiele | DNB | |
| Trevor Scarff | DNB | |
| Braedyn Mcskimming | DNB | |
| Riki Watanabe | DNB | |
| Extras: 3 WD, 3 NB, 2 LB, 2 B | | |
| FOW | 1/3 (Andrew Wright), 2/9 (Ian Alderman), 3/11 (Timothy May), 4/21 (Cameron Burns), 5/32 (Ethan Alderman) | |
| Victor Harbor Bowling: | | |
| Michael Hollamby 7-1-16-0, Brodie Hutton 7-1-16-5, Shane Perkins 7-0-33-0, Lachlan Smith 4-0-22-0, Kevin Woodland 6-0-41-0, Matthew Arends-Watson 2-0-23-0, Shrill Khanal 2-0-17-0 | | |
| Victor Harbor | | 9/151 (35) |
| Reuben Walker | b Timothy May | 21 |
| Michael Hollamby | b Timothy May | 31 |
| Brodie Hutton © | lbw Job Thiele | 54 |
| Shane Perkins | b Riki Watanabe | 4 |
| Malcolm Brittain † | b Job Thiele | 10 |
| Kevin Woodland | ct Cameron Burns b Trevor Scarff | 2 |
| Shrill Khanal | Not Out | 3 |
| #20 | Matthew Arends-Watson | ct Oscar Klingberg b Trevor Scarff  |
| Xavier Oakley | ct Clint Richards b Job Thiele  | |
| Lachlan Smith | b Job Thiele  | |
| Sarad Khanal | Not Out | 2 |
| Extras: 6 WD, 4 NB, 8 LB, 6 B | | |
| FOW | 1/64 (Michael Hollamby), 2/65 (Reuben Walker), 3/90 (Shane Perkins), 4/133 (Brodie Hutton), 5/138 (Kevin Woodland), 6/138 (Malcolm Brittain), 7/139 (Matthew Arends-Watson), 8/140 (Xavier Oakley), 9/140 (Lachlan Smith) | |
| Noarlunga Bowling: | | |
| Braedyn Mcskimming 5-0-20-0, Clint Richards 4-0-13-0, Timothy May 7-0-43-2, Riki Watanabe 7-0-22-1, Trevor Scarff 6-3-10-3, Job Thiele 6-0-29-4 | | |

C1 Grade Results





Round 4

Date: October 28, 2023

Opponent: Yankalilla

Venue: Victor Harbor Oval

Result: Match tied

| Yankalilla | | | 7/159 (35) |
|--|---|-----------------------------------|---|
| Jeremy Parsons | ct Kelvin Norris b Brodie Hutton | | 6 |
| Kym Hosking | ct Sachin Sharma b Kelvin Norris | | 25 |
| Troy Smedley | b Sachin Sharma | | 53 |
| Brad Fitzgerald | b Sachin Sharma | | 14 |
| Andrew Cook | st Malcolm Brittain † b Kelvin Norris | | 26 |
| Paul Cotton | b Sachin Sharma | |  |
| Jamie Kiddell | Not Out | | 27 |
| Gregory Whittlesea | b Kevin Woodland | |  |
| Daniel Schubert | Not Out | | 1 |
| Ty Gibbett | DNB | | |
| Jay Hamblin | DNB | | |
| Extras: 1 WD, 2 NB, 3 LB, 1 B | | | |
| FOW | 1/13 (Jeremy Parsons), 2/88 (Kym Hosking), 3/101 (Troy Smedley), 4/106 (Brad Fitzgerald), 5/106 (Paul Cotton), 6/157 (Andrew Cook), 7/158 (Gregory Whittlesea) | | |
| Victor Harbor Bowling: | | | |
| Michael Hollamby 7-0-29-0, Brodie Hutton 6-0-37-1, Shane Perkins 4-0-26-0, Sachin Sharma 7-1-14-3, Kelvin Norris 6-0-26-2, Rajan Gupta 3-0-11-0, Kevin Woodland 2-0-12-1 | | | |
| Victor Harbor | | | 7/159 (35) |
| #9 | Harrison Fox | b Andrew Cook | 40 |
| | Reuben Walker | ct Jeremy Parsons b Jamie Kiddell | 38 |
| | Brodie Hutton © | ct Daniel Schubert b Paul Cotton | 4 |
| #23 | Sachin Sharma | b Paul Cotton |  |
| | Michael Hollamby | b Troy Smedley | 15 |
| | Kelvin Norris | b Troy Smedley |  |
| | Shane Perkins | Not Out | 27 |
| | Malcolm Brittain † | b Jay Hamblin | 14 |
| | Rajan Gupta | Not Out | 0 |
| #16 | Thomas Carthew | DNB | |
| | Kevin Woodland | DNB | |
| Extras: 2 WD, 11 NB, 2 LB, 6 B | | | |
| FOW | 1/56 (Harrison Fox), 2/61 (Brodie Hutton), 3/65 (Sachin Sharma), 4/96 (Michael Hollamby), 5/96 (Kelvin Norris), 6/137 (Reuben Walker), 7/157 (Malcolm Brittain) | | |
| Yankalilla Bowling: | | | |
| Kym Hosking 7-1-36-0, Brad Fitzgerald 3-0-20-0, Andrew Cook 7-0-27-1, Paul Cotton 5-0-21-2, Troy Smedley 7-0-17-2, Jay Hamblin 4-0-17-1, Jamie Kidell 2-0-13-1 | | | |

C1 Grade Results

Round 5

Date: November 4, 2023 **Opponent:** Willunga
Venue: Willunga High School **Result:** Lost by 64 runs

| Willunga | | 5/214 (35) |
|--|---|-------------------------------|
| Dennis Taylor | ct Malcolm Brittain b Kevin Woodland | 25 |
| Zac Nicol | ct Lachlan Smith b Shane Perkins | 35 |
| Lucas Angel | ct Brodie Hutton b Michael Hollamby | 33 |
| Ray Mercer | b Lachlan Smith | 26 |
| Keri Awatere | ct Michael Hollamby b Shane Perkins | 16 |
| Glen Ongley | Not Out | 44 |
| Graeme Ackerman | Not Out | 15 |
| Mark Harrington | DNB | |
| Sean McDonald | DNB | |
| Christopher Ackerman | DNB | |
| Dave Dryden | DNB | |
| Extras: 3 WD, 9 NB, 8 B | | |
| FOW | 1/54 (Dennis Taylor), 2/95 (Lucas Angel), 3/102 (Zac Nicol), 4/125 (Keri Awatere), 5/158 (Ray Mercer) | |
| Victor Harbor Bowling: | | |
| Brodie Hutton 7-0-30-0, Dylan Flavel 5-0-26-0, Michael Hollamby 6-0-50-1, Kevin Woodland 7-0-25-1, Shane Perkins 5-0-27-2, Lachlan Smith 3-0-32-1, Jed Gray 2-0-16-0 | | |
| Victor Harbor | | 4/150 (35) |
| | Reuben Walker | ct Keri Awatere b Lucas Angel |
| | Michael Hollamby | Not Out |
| #14 | Cameron Jones © † | ct Ray Mercer b Dave Dryden |
| | Brodie Hutton | b Keri Awatere |
| | Malcolm Brittain | b Lucas Angel |
| #11 | Dylan Flavel | Not Out |
| | Shane Perkins | DNB |
| #2 | Anthony Eden | DNB |
| | Jed Gray | DNB |
| | Kevin Woodland | DNB |
| | Lachlan Smith | DNB |
| Extras: 2 WD, 5 NB, 2 B | | |
| FOW | 1/78 (Reuben Walker), 2/79 (Cameron Jones), 3/108 (Brodie Hutton), 4/119 (Malcolm Brittain) | |
| Willunga Bowling: | | |
| Mark Harrington 7-0-38-0, Sean McDonald 7-0-36-0, Dave Dryden 7-0-21-1, Lucas Angel 7-0-28-2, Keri Awatere 7-0-25-1 | | |

C1 Grade Results


Round 6

Date: November 11, 2023

Opponent: Port Elliot

Venue: Victor Harbor Hockey Field

Result: Lost by 64 runs

| Port Elliot | | | 5/294 (35) |
|--|--|-----------------------------------|---|
| Neville Wenham | | ct Reuben Walker b Brodie Hutton | 103 |
| Nigel Mack | | b Brodie Hutton | 5 |
| Ashley Foote | | lbw Shane Perkins | 16 |
| Joshua Wenham | | ct Lachlan Smith b Kevin Woodland | 1 |
| Mark Parnell | | Not Out | 135 |
| Mark Laurie | | ct Reuben Walker b Xavier Oakley | 4 |
| Clay Leckie | | Not Out | 12 |
| Jhai Komar | | DNB | |
| Trent Swearse | | DNB | |
| John Whitbourne | | DNB | |
| Jason Savage | | DNB | |
| Extras: 2 WD, 12 NB, 1LB, 3 B | | | |
| FOW | 1/13 (Nigel Mack), 2/56 (Ashley Foote), 3/63 (Joshua Wenham), 2/219 (Neville Wenham), 5/244 (Mark Laurie) | | |
| Victor Harbor Bowling: | | | |
| Brodie Hutton 7-0-38-2, Shane Perkins 7-0-57-1, Kevin Woodland 7-0-31-1, Xavier Oakley 6-0-59-1, Lachlan Smith 5-0-41-0, Cameron Jones 3-0-64-0 | | | |
| Victor Harbor | | | 4/150 (35) |
| | Reuben Walker | ct Jason Savage b Ashley Foote | 63 |
| #14 | Cameron Jones © | b Clay Leckie | 8 |
| | Brodie Hutton | ct Trent Swearse b Nigel Mack | 40 |
| | Malcolm Brittain † | Not Out | 11 |
| | Shrill Khanal | ct Joshua Wenham b Nigel Mack |  |
| | Shane Perkins | ct Nigel Mack b Mark Laurie | 2 |
| #2 | Anthony Eden | Not Out | 0 |
| | Kevin Woodland | DNB | |
| | Xavier Oakley | DNB | |
| | Lachlan Smith | DNB | |
| #20 | Matthew Arends-Watson | DNB | |
| Extras: 5 WD, 11 NB, 6 B | | | |
| FOW | 1/49 (Cameron Jones), 2/117 (Reuben Walker), 3/138 (Brodie Hutton), 4/138 (Shrill Khanal), 5/141 (Shane Perkins) | | |
| Port Elliot Bowling: | | | |
| Joshua Wenham 7-0-23-0, Nigel Mack 6-2-23-2, Mark Laurie 5-1-17-1, Clay Leckie 7-1-12-1, Jason Savage 3-0-20-0, Jhai Komar 1-0-10-0, Trent Swearse 3-0-18-0, Ashley Foote 3-0-17-1 | | | |

C1 Grade Results

Round 7

Date: November 18, 2023 **Opponent:** Goolwa
Venue: Goolwa Oval **Result:** Won by 14 runs

| Victor Harbor | | | 4/198 (35) |
|---|---|-----------------------------------|------------|
| | Reuben Walker | Not Out | 89 |
| #2 | Anthony Eden † | ct Jesse Le Ray b Cambell Brennan | 9 |
| | Brodie Hutton © | lbw Greg Robins | 33 |
| | Kelvin Norris | b Ben Dean | 9 |
| | Shane Perkins | ct Ben Dean b Jesse Le Ray | 47 |
| | Kevin Woodland | Not Out | 1 |
| | Shrill Khanal | DNB | |
| | Lachlan Smith | DNB | |
| #20 | Matthew Arends-Watson | DNB | |
| | Jed Gray | DNB | |
| | Takaya Norris | DNB | |
| Extras: 4 WD, 3 NB, 3 B | | | |
| Goolwa Bowling: | | | |
| Cambell Brennan 7-1-33-1, Jesse Le Ray 7-0-43-1, David Tuckwell 7-3-21-0, Ben Dean 5-0-31-1, Greg Robins 6-1-35-1, Nathan Pfeiffer 3-0-32-0 | | | |
| Goolwa | | | 5/184 (35) |
| | Jesse Le Ray | ct Kelvin Norris b Kevin Woodland | 72 |
| | Ben Dean | b Kevin Woodland | 49 |
| | Greg Robins | Run Out (Anthony Eden †) | 30 |
| | Nathan Pfeiffer | b Shrill Khanal | 3 |
| | Cambell Brennan | Not Out | 17 |
| | David Tuckwell | Run Out (Reuben Walker) | 1 |
| | Michael Algate | DNB | |
| | Cooper Modra | DNB | |
| | Corey Allsop | DNB | |
| | Ian Jones | DNB | |
| | Danny Wilton | DNB | |
| Extras: 5 WD, 5 NB, 2 LB | | | |
| FOW | 1/90 (Ben Dean), 2/138 (Jesse Le Ray), 3/148 (Nathan Pfeiffer), 4/183 (Greg Robins), 5/184 (David Tuckwell) | | |
| Victor Harbor Bowling: | | | |
| Brodie Hutton 7-1-38-0, Shane Perkins 7-2-18-0, Kelvin Norris 7-0-39-0, Lachlan Smith 3-0-29-0, Kevin Woodland 7-1-32-2, Shrill Khanal 4-0-26-1 | | | |

C1 Grade Results




Round 8

Date: November 25, 2023

Opponent: McLaren Districts

Venue: Aldinga Payinthe College Oval #2





Result: Lost by 148 runs

| McLaren Districts | | | 5/203 (35) |
|---|---|---------------------------------|---|
| Connor Holberton | b Shane Perkins | | 10 |
| Leonardus Labuschagne | ct Anthony Eden † b Thomas Carthew | | 67 |
| Kian Labuschagne | ct Anthony Eden † b Shane Perkins | |  |
| Simon Chapman | ct & b Brodie Hutton | | 26 |
| Rylan Douglas | Run Out (Reuben Walker) | | 4 |
| Adam Pearl | Not Out | | 65 |
| Izac Sutton | Not Out | | 23 |
| Lachan Bellen | DNB | | |
| Ryan Bilney | DNB | | |
| Sebastian Hoeck | DNB | | |
| Connor Lines | DNB | | |
| Extras: 4 WD, 4NB | | | |
| FOW | 1/21 (Connor Holberton), 2/21 (Kian Labuschagne), 3/60 (Simon Chapman), 4/74 (Rylan Douglas), 5/153 (Leonardus Labuschagne) | | |
| Victor Harbor Bowling: | | | |
| Alexander Czarnecki 7-2-35-0, Shane Perkins 7-1-38-2, Brodie Hutton 7-0-50-1, Kevin Woodland 7-0-43-0, Shriill Khanal 4-1-17-0, Thomas Carthew 3-0-20-1 | | | |
| Victor Harbor | | | 55 (29.1) |
| | Reuben Walker | Retired Hurt | 9 |
| #17 | Alexander Czarnecki | b Connor Holberton | 8 |
| | Brodie Hutton © | ct & b Izac Sutton | 7 |
| | Shane Perkins | b Izac Sutton |  |
| #2 | Anthony Eden † | ct Adam Pearl b Izac Sutton | 1 |
| | Kevin Woodland | ct Ryan Bilney b Lachlan Bellen | 11 |
| | Shriill Khanal | b Kian Labuschagne | 1 |
| | Sarad Khanal | lbw Connor Lines | 4 |
| #16 | Thomas Carthew | b Kian Labuschagne |  |
| #20 | Matthew Arends-Watson | Not Out | 0 |
| Extras: 5 WD, 1 NB, 6 LB, 2 B | | | |
| FOW | 1/21 (Brodie Hutton), 2/25 (Alexander Czarnecki), 3/25 (Shane Perkins), 4/36 (Anthony Eden), 5/37 (Shriill Khanal), 6/51 (Kevin Woodland), 7/54 (Thomas Carthew), 8/55 (Sarad Khanal) | | |
| McLaren Districts Bowling: | | | |
| Sebastian Hoeck 4-0-15-0, Connor Holberton 7-4-7-1, Izac Sutton 7-1-17-3, Kian Labuschagne 7-5-2-2, Lachlan Bellen 3-1-5-1, Ryan Bilney 1-0-1-1, Connor Lines 0.1-0-0-1 | | | |

C1 Grade Results

Round 9

Date: December 2, 2023 **Opponent:** Aldinga
Venue: Victor Harbor Oval **Result:** Won by 9 wickets

| Aldinga | | | 76 (34.4) |
|--|---|--|---|
| Albert Dillon | ct Cameron Jones † b Brodie Hutton | | 4 |
| Brenton Averats | b Brodie Hutton | | 5 |
| Ryan Mather | ct Brodie Hutton b Shane Perkins | | 5  |
| Timothy Bichard | b Lachlan Smith | | 5 |
| Tyson Averats | ct Michael Hollamby b Kelvin Norris | | 12 |
| Riley Averats | ct Malcolm Brittain b Xavier Oakley | | 5  |
| Wayne Ward | ct Michael Hollamby b Kevin Woodland | | 15 |
| Seamus O'Flaherty | b Michael Hollamby | | 27 |
| Jay Hamblin | Not Out | | 7 |
| Jett Stewart | b Lachlan Smith | | 5  |
| Michael Colman | b Lachlan Smith | | 5  |
| Extras: 1 B | | | |
| FOW | 1/4 (Albert Dillon), 2/9 (Ryan Mather), 3/9 (Brenton Averats), 4/16 (Timothy Bichard), 5/16 (Riley Averats), 6/38 (Wayne Ward), 7/66 (Tyson Averats), 8/72 (Seamus O'Flaherty), 9/76 (Jett Stewart), 10/76 (Michael Colman) | | |
| Victor Harbor Bowling: | | | |
| Brodie Hutton 5-0-15-2, Shane Perkins 4-2-5-1, Lachlan Smith 5.4-2-7-3, Xavier Oakley 6-0-15-1, Kevin Woodland 6-0-20-1, Kelvin Norris 6-3-9-1, Michael Hollamby 2-0-4-1 | | | |
| Victor Harbor | | | 1/80 (17) |
| | Reuben Walker | Not Out | 48 |
| #14 | Cameron Jones © † | ct Timothy Bichard b Seamus O'Flaherty | 13 |
| | Brodie Hutton | Not Out | 14 |
| | Kelvin Norris | DNB | |
| | Michael Hollamby | DNB | |
| | Malcolm Brittain | DNB | |
| | Shane Perkins | DNB | |
| | Kevin Woodland | DNB | |
| | Xavier Oakley | DNB | |
| | Lachlan Smith | DNB | |
| | Matthew Smith | DNB | |
| Extras: 2 WD, 1 NB, 2 B | | | |
| FOW | 1/40 (Cameron Jones) | | |
| Aldinga Bowling: | | | |
| Brenton Averats 5-2-17-0, Riley Averats 4-0-19-0, Seamus O'Flaherty 3-0-17-1, Jett Stewart 3-0-15-0, Tyson Averats 1-0-5-0, Jay Hamblin 1-0-5-0 | | | |

Round 10

Date: December 9, 2023 **Opponent:** Willunga
Venue: Victor Harbor Oval **Result:** Match Abandoned

C1 Grade Results

Round 11

Date: December 16, 2023 **Opponent:** Yankalilla
Venue: Yankalilla Hockey Field **Result:** Lost by 48 runs

| Yankalilla | | 4/183 (35) |
|---|--|------------|
| Kym Hosking | Not Out | 104 |
| Kohen Major | ct Malcolm Brittain b Brodie Hutton | 9 |
| Nathan Eatts | b Brodie Hutton | 2 |
| Max Watters | b Brodie Hutton | 3 |
| Jack Fry | b Brodie Hutton | 39 |
| Jamie Kiddell | Not Out | 19 |
| Steve Brice | DNB | |
| Daniel Schubert | DNB | |
| Gregory Whittlesea | DNB | |
| Ty Gibbet | DNB | |
| Coby Hosking | DNB | |
| Extras: 5 WD, 2 B | | |
| FOW | 1/15 (Kohen Major), 2/21 (Nathan Eatts), 3/27 (Max Watters), 4/116 (Jack Fry) | |
| Victor Harbor Bowling: | | |
| Shane Perkins 7-1-29-0, Brodie Hutton 7-1-26-4, Kevin Woodland 7-0-38-0, Dylan Flavel 6-0-31-0, Lachlan Smith 3-0-21-0, Jed Gray 3-0-11-0, Shrill Khanal 2-0-25-0 | | |
| Victor Harbor | | 6/135 (35) |
| Reuben Walker | b Kohen Major | 32 |
| Brodie Hutton | ct Kohen Major b Kym Hosking | 9 |
| Malcolm Brittain | ct & b Nathan Eatts | 15 |
| Shane Perkins | ct Nathan Eatts b Jamie Kiddell | 34 |
| #14 Cameron Jones © † | b Kohen Major | 8 |
| #11 Dylan Flavel | Not Out | 25 |
| #2 Anthony Eden | ct Max Watters b Jamie Kiddell | 1 |
| Kevin Woodland | Not Out | 1 |
| Shrill Khanal | DNB | |
| Jed Gray | DNB | |
| Lachlan Smith | DNB | |
| Extras: 2 WD, 2 NB, 1 LB | | |
| FOW | 1/16 (Brodie Hutton), 2/46 (Malcolm Brittain), 3/73 (Reuben Walker), 4/87 (Cameron Jones), 5/115 (Shane Perkins), 6/125 (Anthony Eden) | |
| Yankalilla Bowling: | | |
| Jack Fry 4-0-17-0, Kym Hosking 7-0-23-1, Nathan Eatts 7-0-22-1, Kohen Major 7-0-26-2, Ty Gibbett 6-0-29-0, Jamie Kiddell 3-0-7-2, Coby Hosking 1-0-10-0 | | |

Round 12








Date: January 6, 2024 **Opponent:** Goolwa
Venue: Victor Harbor Oval **Result:** Match Abandoned

C1 Grade Results

Round 13

Date: January 13, 2024 **Opponent:** Myponga-Sellicks

Venue: Victor Harbor Oval **Result:** Lost by 7 wickets

| Victor Harbor | | | 24 (19) |
|---|--|------------------------------------|---|
| | Reuben Walker | b Travis Humphrys | 2 |
| | Michael Hollamby | ct & b David Wenham | 11 |
| #14 | Cameron Jones © † | ct Dylan Lane b Craig Mathew |  |
| | Shane Perkins | ct Dylan Lane b David Wenham | 7 |
| | Shrill Khanal | b Matthew Dent |  |
| | Sarad Khanal | lbw Kym Dooley |  |
| | Thomas Rubie | Not Out | 1 |
| | Lachlan Smith | b Robert Booij |  |
| #20 | Matthew Arends-Watson | ct Travis Humphrys b Brett Barry |  |
| Extras: 1 NB, 2 B | | | |
| FOW | 1/2 (Reuben Walker), 2/7 (Cameron Jones), 3/16 (Michael Hollamby), 4/21 (Shane Perkins), 5/22 (Sarad Khanal), 6/22 (Lachlan Smith), 7/22 (Shrill Khanal), 8/24 (Matthew Arends-Watson) | | |
| Myponga-Sellicks Bowling: | | | |
| Travis Humphrys 4-2-4-1, Craig Mathew 4-2-3-1, Scott Hardman 3-0-9-0, David Wenham 3-1-4-2, Kym Dooley 1-1-0-1, Matthew Dent 1-1-0-1, Brett Barry 2-1-2-1, Robert Booij 1-1-0-1 | | | |
| Myponga-Sellicks | | | 3/27 (6.2) |
| | Kym Dabinet | ct Cameron Jones † b Shane Perkins |  |
| | Robert Booij | Not Out | 13 |
| | Craig Mathew | b Michael Hollamby | 9 |
| | Brett Barry | b Michael Hollamby |  |
| | Kym Dooley | Not Out | 4 |
| | Travis Humphrys | DNB | |
| | Shaun Hutchinson | DNB | |
| | Dylan Lane | DNB | |
| | David Wenham | DNB | |
| | Matthew Dent | DNB | |
| | Scott Hardman | DNB | |
| Extras: 1 NB | | | |
| FOW | 1/0 (Kym Dabinet), 2/11 (Craig Mathew), 3/11 (Brett Barry) | | |
| Victor Harbor Bowling: | | | |
| Shane Perkins 2-0-7-1, Michael Hollamby 3-2-4-2, Lachlan Smith 1-0-12-0, Matthew Arends-Watson 0.2-0-4-0 | | | |

C1 Grade Results




Round 14

Date: January 20, 2024

Opponent: Aldinga

Venue: Aldinga Oval

Result: Won by 40 runs

| Victor Harbor | | | 5/131 (35) |
|--|--|---|---|
| | Reuben Walker | ct Jett Stewart b Daniel Tinker | 44 |
| #14 | Cameron Jones © † | ct Stuart Hollitt b Albert Dillon | 32 |
| | Shane Perkins | b Brenton Averats | 16 |
| | Shrill Khanal | Not Out | 6 |
| | Jed Gray | b Brenton Averats |  |
| | Sarad Khanal | ct Jett Stewart b Wayne Ward | 2 |
| | Kevin Woodland | Not Out | 11 |
| | Xavier Oakley | DNB | |
| | Lachlan Smith | DNB | |
| | Matthew Smith | DNB | |
| #20 | Matthew Arends-Watson | DNB | |
| Extras: 5 WD, 11 NB, 4 B | | | |
| FOW | 1/67 (Cameron Jones), 2/94 (Shane Perkins), 3/105 (Reuben Walker), 4/107 (Jed Gray), 5/114 (Sarad Khanal) | | |
| Aldinga Bowling: | | | |
| Brenton Averats 6-2-15-2, Daniel Tinker 6-1-16-1, Riley Averats 5-1-13-0, Wayne Ward 4-0-22-1, Jett Stewart 5-0-26-0, Tyson Averats 2-0-21-0, Albert Dillon 4-1-7-1, Mitchell Tinker 3-0-7-0 | | | |
| Aldinga | | | 5/91 (35) |
| | Daniel Tinker | Retired | 2 |
| | Albert Dillon | b Shane Perkins | 19 |
| | Brenton Averats | b Shane Perkins | 2 |
| | Mitchell Tinker | lbw Shane Perkins |  |
| | Stuart Hollitt | Run Out (Sarad Khanal/Cameron Jones †) | 36 |
| | Riley Averats | Not Out | 14 |
| | Wayne Ward | b Shane Perkins |  |
| | Jett Stewart | Not Out | 0 |
| | Tyson Averats | DNB | |
| | Michael Colman | DNB | |
| | Steele Ward | DNB | |
| Extras: 9 WD, 7 NB, 2 B | | | |
| FOW | 1/4 (Brenton Averats), 2/4 (Mitchell Tinker), 3/45 (Stuart Hollitt), 4/90 (Albert Dillon), 5/90 (Wayne Ward) | | |
| Victor Harbor Bowling: | | | |
| Shane Perkins 6-1-12-4, Kevin Woodland 7-3-15-0, Lachlan Smith 6-0-26-0, Jed Gray 6-3-15-0, Xavier Oakley 5-0-7-0, Shrill Khanal 3-1-11-0, Matthew Arends-Watson 2-0-3-0 | | | |

C1 Grade Results





Round 15

Date: February 3, 2024

Opponent: Encounter Bay

Venue: Victor Harbor Primary School

Result: Lost by 162 runs

| Encounter Bay | | | 7/259 (35) |
|---|---|--------------------------------------|---|
| Ian Brown | ct Michael Hollamby b Thomas Carthew | | 68 |
| Andrew Langton | ct Michael Hollamby b Lachlan Smith | | 75 |
| Jess Barker | ct Michael Hollamby b Thomas Carthew | |  |
| Andrew Fyfe | ct Reuben Walker b Lachlan Smith | | 13 |
| David Moore | ct Shane Perkins b Kevin Woodland | | 54 |
| Matthew Humberstone | ct Thomas Carthew b Michael Hollamby | | 43 |
| Jamie Caddy | ct & b Michael Hollamby | | 1 |
| Jamie Lang | Not Out | | 2 |
| Tom Fyfe | DNB | | |
| Chris Bailey | DNB | | |
| Jai Goutier-Perkins | DNB | | |
| Extras: 1 WD, 1 NB, 1 B | | | |
| FOW | 1/138 (Ian Brown), 2/138 (Jess Barker), 3/154 (Andrew Langton), 4/175 (Andrew Fyfe), 5/252 (David Moore), 6/258 (Matthew Humberstone), 7/259 (Jamie Caddy) | | |
| Victor Harbor Bowling: | | | |
| Shane Perkins 7-0-54-0, Kevin Woodland 7-0-54-1, Michael Hollamby 7-0-53-2, Thomas Carthew 7-0-68-2, Lachlan Smith 7-1-29-2 | | | |
| Victor Harbor | | | 9/97 (35) |
| | Reuben Walker | ct Andrew Fyfe b Chris Bailey | 1 |
| | Michael Hollamby | ct Ian Brown b Tom Fyfe | 1 |
| #14 | Cameron Jones © † | b Jamie Caddy | 60 |
| | Shane Perkins | b Tom Fyfe | 1 |
| #2 | Anthony Eden | ct Chris Bailey b Tom Fyfe | 5 |
| | Shrill Khanal | lbw Jamie Caddy |  |
| #16 | Thomas Carthew | b Jai Goutier-Perkins |  |
| | Thomas Rubie | b Jai Goutier-Perkins |  |
| | Kevin Woodland | ct Jai Goutier-Perkins b Jamie Caddy | 11 |
| | Lachlan Smith | Not Out | 2 |
| #20 | Matthew Arends-Watson | Not Out | 0 |
| Extras: 2 WD, 6 NB, 4 LB, 4 B | | | |
| FOW | 1/4 (Reuben Walker), 2/4 (Michael Hollamby), 3/10 (Shane Perkins), 4/38 (Anthony Eden), 5/43 (Shrill Khanal), 6/46 (Thomas Carthew), 7/53 (Thomas Rubie), 8/95 (Cameron Jones), 9/96 (Kevin Woodland) | | |
| Encounter Bay Bowling: | | | |
| Chris Bailey 7-3-11-1, Tom Fyfe 7-2-20-3, Jai Goutier-Perkins 6-0-21-2, Jamie Caddy 7-1-7-3, Andrew Fyfe 3-0-11-0, Jamie Lang 3-0-15-0, Jess Barker 2-0-4-0 | | | |

C1 Grade Results




Round 16

Date: February 10, 2024

Opponent: Noarlunga

Venue: Aldinga Payinthe College Oval #2





Result: Lost by 6 wickets

| Victor Harbor | | | 8/75 (35) |
|---|---|--------------------------------------|---|
| | Reuben Walker | ct Timothy May b Sonny McDonnell | 18 |
| #14 | Cameron Jones © † | ct Sonny McDonnell b Samuel George | 26 |
| | Brodie Hutton | ct Darren Blythman b Matthew Despott |  |
| #11 | Dylan Flavel | ct Andrew Wright b Riki Watanabe | 9 |
| | Shane Perkins | b Riki Watanabe |  |
| | Thomas Rubie | st Andrew Wright b Riki Watanabe | 4 |
| | Jed Gray | st Andrew Wright b Timothy May |  |
| | Kevin Woodland | Not Out | 4 |
| | Lachlan Smith | Run Out (Clint Richards) | 3 |
| | Xavier Oakley | Not Out | 0 |
| #20 | Matthew Arends-Watson | DNB | |
| Extras: 6 WD, 1 NB, 1 LB, 3 B | | | |
| FOW | 1/42 (Reuben Walker), 2/46 (Brodie Hutton), 3/56 (Cameron Jones), 4/60 (Shane Perkins), 5/64 (Thomas Rubie), 6/66 (Dylan Flavel), 7/66 (Jed Gray), 8/75 (Lachlan Smith) | | |
| Noarlunga Bowling: | | | |
| Vishnu Pillai 5-0-17-0, Peter Lamz 7-3-8-0, Samuel George 6-1-10-1, Sonny McDonnell 6-2-13-1, Matthew Despott 3-0-7-1, Riki Watanabe 4-0-8-3, Timothy May 3-1-3-1, Clint Richards 1-0-5-0 | | | |
| Noarlunga | | | 4/79 (24) |
| | Andrew Wright | lbw Shane Perkins | 18 |
| | Peter Lamz | b Brodie Hutton | 8 |
| | Samuel George | Not Out | 30 |
| | Matthew Despott | ct Kevin Woodland b Jed Gray | 12 |
| | Timothy May | ct Cameron Jones † b Jed Gray | 1 |
| | Job Thiele | Not Out | 5 |
| | Darren Blythman | DNB | |
| | Sonny McDonnell | DNB | |
| | Vishnu Pillai | DNB | |
| | Clint Richards | DNB | |
| | Riki Watanabe | DNB | |
| Extras: 2 NB, 2 LB, 1 B | | | |
| FOW | 1/17 (Peter Lamz), 2/34 (Andrew Wright), 3/55 (Matthew Despott), 4/61 (Timothy May) | | |
| Victor Harbor Bowling: | | | |
| Brodie Hutton 5-1-10-1, Dylan Flavel 5-1-12-0, Shane Perkins 4-1-8-1, Kevin Woodland 4-0-10-0, Lachlan Smith 3-0-9-0, Jed Gray 3-0-18-2 | | | |

C1 Grade Results

Round 17


Date: February 17, 2024 **Opponent:** McLaren Districts
Venue: Victor Harbor Oval **Result:** Lost by 7 wickets

| Victor Harbor | | | 57 (24.3) |
|--|--|---------------------------------------|---|
| | Reuben Walker | ct Finn McBratney b Ben Jackson | 4 |
| | Michael Hollamby | b Finn McBratney | 1 |
| #14 | Cameron Jones © † | ct Connor Holberton b Mark Elphick | 11 |
| | Brodie Hutton | lbw Felix McBratney | 27 |
| | Shane Perkins | b Ben Jackson |  |
| #16 | Thomas Carthew | ct Connor Holberton b Felix McBratney | 4 |
| | Kevin Woodland | ct Connor Holberton b Mark Elphick |  |
| | Jed Gray | b Mark Elphick |  |
| | Lachlan Smith | b Felix McBratney | 3 |
| | Takaya Norris | Not Out | 0 |
| #20 | Matthew Arends-Watson | ct Connor Lines b Jacob Hill | 1 |
| Extras: 2 WD, 2 NB, 1 LB, 1 B | | | |
| FOW | 1/5 (Michael Hollamby), 2/15 (Reuben Walker), 3/25 (Cameron Jones), 4/26 (Shane Perkins), 5/35 (Thomas Carthew), 6/36 (Kevin Woodland), 7/48 (Jed Gray), 8/53 (Brodie Hutton), 9/54 (Lachlan Smith), 10/57 (Matthew Arends-Watson) | | |
| McLaren Districts Bowling: | | | |
| Finn McBratney 5-2-3-1, Ben Jackson 7-2-21-2, Mark Elphick 6-2-7-3, Felix McBratney 4-1-10-3, Connor Lines 1-0-12-0, Jacob Hill 1.3-0-2-1 | | | |
| McLaren Districts | | | 3/65 (21) |
| | Mark Bruce | lbw Shane Perkins | 13 |
| | Simon Chapman | Not Out | 24 |
| | Connor Holberton | ct Cameron Jones † b Kevin Woodland |  |
| | Jacob Hill | ct Thomas Carthew b Takaya Norris | 22 |
| | Connor Lines | Not Out | 5 |
| | Lachlan Bellen | DNB | |
| | Ryan Bilney | DNB | |
| | Mark Elphick | DNB | |
| | Ben Jackson | DNB | |
| | Felix McBratney | DNB | |
| | Finn McBratney | DNB | |
| Extras: 1 NB | | | |
| FOW | 1/29 (Mark Bruce), 2/30 (Connor Holberton), 3/53 (Jacob Hill) | | |
| Victor Harbor Bowling: | | | |
| Brodie Hutton 4-0-15-0, Michael Hollamby 4-2-8-0, Kevin Woodland 5-2-7-1, Shane Perkins 5-3-8-1, Thomas Carthew 1-0-11-0, Takaya Norris 1-0-6-1, Jed Gray 1-0-10-0 | | | |

C1 Grade Results

Round 18

Date: February 24, 2024 **Opponent:** Port Elliot
Venue: Victor Harbor Oval **Result:** Won by 40 runs

| Victor Harbor | | | 6/129 (35) |
|--|--|-------------------------------------|---|
| | Reuben Walker | b Jonothan Fennell | 47 |
| #14 | Cameron Jones © † | b Luke Elliott | 22 |
| | Brodie Hutton | ct Joshua Wenham b Nigel Mack | 21 |
| | Malcolm Brittain | lbw Nigel Mack |  |
| | Michael Hollamby | b Jonothan Fennell | 5 |
| | Shane Perkins | Not Out | 7 |
| #2 | Anthony Eden | b Clay Leckie | 5 |
| | Kevin Woodland | Not Out | 4 |
| | Shrill Khanal | DNB | |
| | Xavier Oakley | DNB | |
| | Lachlan Smith | DNB | |
| Extras: 2 WD, 7 NB, 3 LB, 6 B | | | |
| FOW | 1/56 (Cameron Jones), 2/98 (Reuben Walker), 3/98 (Brodie Hutton), 4/102 (Malcolm Brittain), 5/108 (Michael Hollamby), 6/125 (Anthony Eden) | | |
| Port Elliot Bowling: | | | |
| Joshua Wenham 4-0-22-0, Clay Leckie 6-0-24-1, Jason Savage 5-0-17-0, Luke Elliott 7-1-17-1, Nigel Mack 7-1-25-2, Jonathan Fennell 6-1-15-2 | | | |
| Port Elliot | | | 90 (28) |
| | Neville Wenham | b Michael Hollamby | 6 |
| | Jonothan Fennell | ct Cameron Jones † b Brodie Hutton | 1 |
| | Nigel Mack | b Michael Hollamby | 13 |
| | Mark Parnell | b Brodie Hutton | 10 |
| | Chris Moss | ct Anthony Eden b Shane Perkins | 9 |
| | Jhai Komar | lbw Kevin Woodland | 7 |
| | Clay Leckie | b Kevin Woodland | 5 |
| | Joshua Wenham | ct Michael Hollamby b Xavier Oakley | 23 |
| | John Whitbourne | ct Michael Hollamby b Shane Perkins | 10 |
| | Luke Elliott | ct Shane Perkins b Xavier Oakley | 2 |
| | Jason Savage | Not Out | 0 |
| Extras: 2 WD, 2 LB | | | |
| FOW | 1/3 (Jonothan Fennell), 2/7 (Neville Wenham), 3/26 (Nigel Mack), 4/40 (Mark Parnell), 5/44 (Chris Moss), 6/48 (Jhai Komar), 7/57 (Clay Leckie), 8/85 (Joshua Wenham), 9/90 (Luke Elliott), 10/90 (John Whitbourne) | | |
| Victor Harbor Bowling: | | | |
| Brodie Hutton 7-2-23-2, Michael Hollamby 7-3-15-2, Kevin Woodland 4-0-15-2, Shane Perkins 7-1-24-2, Xavier Oakley 3-0-11-2 | | | |

C1 Grade Ladder

| Team | Games | Points | % | Wins | Losses | N/R / Draw |
|-------------------|-------|--------|-------|------|--------|------------|
| Myponga-Sellicks | 18 | 96 | 2.205 | 15 | 1 | 2 |
| Willunga | 18 | 72 | 1.485 | 11 | 5 | 2 |
| Goolwa | 18 | 66 | 1.333 | 10 | 6 | 2 |
| Encounter Bay | 18 | 66 | 1.141 | 10 | 6 | 2 |
| Yankalilla | 18 | 57 | 1.009 | 8 | 7 | 3 |
| Noarlunga | 18 | 54 | 1.134 | 8 | 8 | 2 |
| Port Elliot | 18 | 48 | 0.851 | 7 | 9 | 2 |
| McLaren Districts | 18 | 42 | 0.835 | 6 | 10 | 2 |
| Victor Harbor | 18 | 33 | 0.640 | 4 | 11 | 3 |
| Aldinga | 18 | 6 | 0.250 | 0 | 16 | 2 |

C1 Grade Stats

Batting/Fielding

| Player | Games | Runs | Ave | Best | 100/50 | S/R* | Catches | Runouts | Stumpings |
|-----------------------|-------|------|-------|------|--------|-------|---------|---------|-----------|
| Matthew Arends-Watson | 11 | 1 | 0.33 | 1 | 0/0 | 5.88 | 0 | - | - |
| Mal Brittain | 9 | 90 | 12.86 | 37 | 0/0 | 36.67 | 3 | - | 1 |
| Thomas Carthew | 6 | 6 | 1.20 | 4 | 0/0 | 20.00 | 2 | - | - |
| Alexander Czarnecki | 3 | 19 | 19.00 | 11* | 0/0 | 38.00 | 0 | - | - |
| Anthony Eden | 9 | 35 | 5.83 | 14 | 0/0 | 30.77 | 3 | 1 | 0 |
| Dylan Flavel | 3 | 50 | 50.00 | 25* | 0/0 | 73.21 | 0 | - | - |
| Harrison Fox | 1 | 40 | 40.00 | 40 | 0/0 | - | 0 | - | - |
| Jed Gray | 7 | 2 | 0.50 | 2 | 0/0 | - | 0 | - | - |
| Rajan Gupta | 1 | 0 | - | 0* | 0/0 | 0.00 | 0 | - | - |
| Michael Hollamby | 9 | 137 | 19.57 | 66* | 0/1 | 60.50 | 11 | - | - |
| Brodie Hutton | 11 | 224 | 22.40 | 54 | 0/1 | 71.70 | 4 | - | - |
| Cameron Jones | 11 | 182 | 16.55 | 60 | 0/1 | 51.23 | 5 | 1 | 0 |
| Jacob Kelly | 1 | - | - | - | - | - | 1 | - | - |
| Sarad Khanal | 5 | 8 | 2.67 | 4 | 0/0 | 10.17 | 0 | 1 | - |
| Shrill Khanal | 11 | 19 | 4.75 | 7* | 0/0 | 23.73 | 0 | - | - |
| Kelvin Norris | 4 | 10 | 3.33 | 9 | 0/0 | 47.62 | 3 | - | - |
| Takaya Norris | 2 | 0 | - | 0* | 0/0 | 0.00 | 0 | - | - |
| Xavier Oakley | 6 | 0 | 0.00 | 0* | 0/0 | 0.00 | 0 | - | - |
| Shane Perkins | 16 | 145 | 13.18 | 47 | 0/0 | 61.63 | 3 | - | - |
| Thomas Rubie | 3 | 5 | 2.50 | 4 | 0/0 | - | 0 | - | - |
| Sachin Sharma | 1 | 0 | 0.00 | 0 | 0/0 | 0.00 | 1 | - | - |
| Lachlan Smith | 12 | 8 | 2.00 | 3 | 0/0 | 27.27 | 2 | - | - |
| Matthew Smith | 2 | - | - | - | - | - | 0 | - | - |
| Reuben Walker | 16 | 481 | 37.00 | 89* | 0/2 | 63.60 | 4 | 2 | - |
| Kevin Woodland | 14 | 61 | 12.20 | 11* | 0/0 | 63.46 | 1 | - | - |

* where balls faced recorded

C1 Grade Stats

Bowling

| Player | Games | Overs | Maidens | Wickets | Ave | S/R | Econ | Best | 5wi |
|-----------------------|-------|-------|---------|---------|-------|-------|-------|------|-----|
| Matthew Arends-Watson | 11 | 4.3 | 0 | 0 | - | - | 6.92 | 0/3 | 0 |
| Thomas Carthew | 6 | 15.0 | 0 | 3 | 38.33 | 30.00 | 7.67 | 2/68 | 0 |
| Alexander Czarnecki | 2 | 14.0 | 5 | 0 | - | - | 2.79 | 0/5 | 0 |
| Dylan Flavel | 3 | 16.0 | 1 | 0 | - | - | 4.31 | 0/12 | 0 |
| Jed Gray | 7 | 16.3 | 4 | 3 | 29.00 | 33.00 | 5.27 | 2/18 | 0 |
| Rajan Gupta | 1 | 3.0 | 0 | 0 | - | - | 3.67 | 0/11 | 0 |
| Michael Hollamby | 9 | 47.0 | 8 | 8 | 23.63 | 35.25 | 4.02 | 2/4 | 0 |
| Brodie Hutton | 11 | 69.0 | 6 | 18 | 17.06 | 23.00 | 4.45 | 5/16 | 1 |
| Cameron Jones | 11 | 3.0 | 0 | 0 | - | - | 21.33 | 0/64 | 0 |
| Jacob Kelly | 1 | 2.0 | 0 | 0 | - | - | 6.50 | 0/13 | 0 |
| Shrill Khanal | 11 | 17.0 | 2 | 2 | 50.50 | 51.00 | 5.94 | 1/1 | 0 |
| Kelvin Norris | 4 | 24.0 | 3 | 4 | 26.00 | 36.00 | 4.33 | 2/26 | 0 |
| Takaya Norris | 2 | 1.0 | 0 | 1 | 6.00 | 6.00 | 6.00 | 1/6 | 0 |
| Xavier Oakley | 6 | 20.0 | 0 | 4 | 23.00 | 30.00 | 4.60 | 2/11 | 0 |
| Shane Perkins | 16 | 89.0 | 14 | 17 | 23.18 | 31.41 | 4.43 | 4/12 | 0 |
| Sachin Sharma | 1 | 7.0 | 1 | 3 | 4.67 | 14.00 | 2.00 | 3/14 | 0 |
| Lachlan Smith | 12 | 40.4 | 3 | 6 | 38.00 | 40.67 | 5.61 | 3/7 | 0 |
| Kevin Woodland | 14 | 76.0 | 7 | 10 | 34.40 | 45.60 | 4.53 | 2/15 | 0 |

Senior T20

Captain: Joshua Boyko

Senior T20 Results

GSCA T20 Round 1

Date: November 30, 2023 Opponent: Goolwa
 Venue: Goolwa Oval Result: Lost by 130 runs

| Goolwa | | 4/175 (20) |
|--|---|---------------------------------------|
| Jesse Consalvo | ct Harrison Medlen † b Sachin Sharma | 8 |
| Fred Nissen | ct Rajan Gupta b Sachin Sharma | 20 |
| Victor Robertson | st Harrison Medlen † b Sean Medlen | 14 |
| Nicholas Cuconits | st Harrison Medlen † b Joshua Boyko | 23 |
| Luke Giddings | Not Out | 53 |
| Shaun Burger | Not Out | 37 |
| Samuel Carlyle | DNB | |
| Andy Evans | DNB | |
| Josh Jones | DNB | |
| Jack Ward | DNB | |
| Thomas Carter | DNB | |
| Extras: 5 WD, 6 NB, 5 B | | |
| FOW | 1/18 (Jesse Consalvo), 2/38 (Fred Nissen), 3/64 (Victor Robertson), 4/111 (Nicolas Cuconits) | |
| Victor Harbor Bowling: | | |
| Sachin Sharma 4-0-23-2, Alexander Czarnecki 2-0-18-0, Lachlan Hywood 4-0-38-0, Sean Medlen 2-0-10-1, Rishiv 2-0-30-0, Patrick Sroka 2-0-14-0, Joshua Boyko 2-0-15-1, David Ling 2-0-22-0 | | |
| Victor Harbor | | 45 (15.2) |
| #7 | Harrison Medlen † | ct Shaun Burger b Nicholas Cuconits |
| #14 | Cameron Jones | b Thomas Carter |
| | David Ling → | ct Jack Ward b Thomas Carter |
| #6 | Joshua Boyko © | Run Out (Andy Evans) |
| #23 | Sachin Sharma | ct Victor Robertson b Thomas Carter |
| #3 | Lachlan Hywood | st Jack Ward b Andy Evans |
| | Rajan Gupta | b Nicholas Cuconits |
| #5 | Patrick Sroka | b Shaun Burger |
| | Rishiv | ct Jesse Consalvo b Luke Giddings |
| #17 | Alexander Czarnecki | ct Nicholas Cuconits b Jesse Consalvo |
| #1 | Sean Medlen | Not Out |
| Extras: 7 WD, 1 NB, 2 B | | |
| FOW | 1/12 (Harrison Medlen), 2/25 (Cameron Jones), 3/28 (Sachin Sharma), 4/28 (Joshua Boyko), 5/28 (David Ling), 6/31 (Lachlan Hywood), 7/31 (Rajan Gupta), 8/36 (Patrick Sroka), 9/43 (Alexander Czarnecki), 10/45 (Rishiv) | |
| Goolwa Bowling: | | |
| Shaun Burger 1-0-4-1, Thomas Carter 4-0-19-3, Jesse Consalvo 1-0-2-1, Nicholas Cuconits 4-1-6-2, Andy Evans 1-1-0-1, Luke Giddings 2-2-0-8-1, Josh Jones 2-0-4-0 | | |

Senior T20 Results

GSCA T20 Round 2



Date: December 7, 2023 **Opponent:** Encounter Bay
Venue: Victor Harbor Oval **Result:** Lost by 5 wickets

| Victor Harbor | | | 5/90 (20) |
|--|--|--|-------------|
| #7 | Harrison Medlen † | ct Chris Butler b Luke Duffill | 26 |
| #3 | Lachlan Hywood | b Kieran Garrett | 25 |
| #6 | Joshua Boyko © | Run Out | 1 |
| #23 | Sachin Sharma | ct Blake Bailey b Dennis Rice | 24 |
| #10 | Kenneth Sumner | Not Out | 6 |
| | Rajan Gupta | st Jake Austin b Luke Duffill | |
| #15 | Badal | DNB | |
| #1 | Sean Medlen | DNB | |
| | Rishiv | DNB | |
| #5 | Patrick Sroka | DNB | |
| #22 | Matthew Hutchinson | DNB | |
| Extras: 5 WD, 3 LB | | | |
| FOW | 1/41 (Lachlan Hywood), 2/43 (Joshua Boyko), 3/82 (Sachin Sharma), 4/90 (Harrison Medlen), 5/90 (Rajan Gupta) | | |
| Encounter Bay Bowling: | | | |
| Kyle Petty 3-1-10-0, Zachari Thompson 3-0-10-0, Chris Butler 4-0-10-0, Zane Garrett 3-0-9-0, Kieran Garrett 4-1-24-1, Beau Grocke 1-0-10-0, Dennis Rice 1-0-12-1, Luke Duffill 1-0-2-2 | | | |
| Encounter Bay | | | 5/92 (16.5) |
| Matthew Overall | | ct Kenneth Sumner b Lachlan Hywood | 29 |
| Blake Bailey | | ct Matthew Hutchinson b Lachlan Hywood | 12 |
| Jake Austin | | b Kenneth Sumner | 18 |
| Kyle Petty | | ct Harrison Medlen † b Patrick Sroka | 2 |
| Beau Grocke | | ct Joshua Boyko b Patrick Sroka | 2 |
| Luke Duffill | | Not Out | 13 |
| Zachari Thompson | | Not Out | 5 |
| Chris Butler | | DNB | |
| Kieran Garrett | | DNB | |
| Zane Garrett | | DNB | |
| Dennis Rice | | DNB | |
| Extras: 8 WD, 3 B | | | |
| FOW | 1/43 (Blake Bailey), 2/46 (Matthew Overall), 3/51 (Kyle Petty), 4/63 (Beau Grocke), 5/78 (Jake Austin) | | |
| Victor Harbor Bowling: | | | |
| Sachin Sharma 4-0-22-0, Kenneth Sumner 4-0-19-1, Lachlan Hywood 4-0-22-2, Patrick Sroka 4-1-16-2, Badal 0.5-0-10-0 | | | |

Senior T20 Results

A&EHCA T20 Round 1

Date: December 14, 2023 **Opponent:** Strathalbyn
Venue: Strathalbyn Oval **Result:** Lost by 56 runs

| Strathalbyn | | | 4/144 (20) |
|--|---|---|---|
| Kane Gaiter | b Lachlan Hywood | | 15 |
| Mark Abbott | ct Lachlan Hywood b Kenneth Sumner | | 2 |
| Rilee Endersby | ct Harrison Medlen † b Kenneth Sumner | | 1 |
| Matthew Harris | Not Out | | 79 |
| Riley Tonkin | ct Matthew Hutchinson b Kenneth Sumner |  | |
| Ashley Medhurst | Not Out | | 28 |
| Tyson Roberts | DNB | | |
| Brayden Gaiter | DNB | | |
| Nick Everden | DNB | | |
| Jack Roberts | DNB | | |
| Christopher Hanley | DNB | | |
| Extras: 11 WD, 6 LB, 2 B | | | |
| FOW | 1/8 (Mark Abbott), 2/9 (Rilee Endersby), 3/41 (Kane Gaiter), 4/42 (Riley Tonkin) | | |
| Victor Harbor Bowling: | | | |
| Sachin Sharma 3-0-18-0, Kenneth Sumner 4-0-16-3, Lachlan Hywood 4-0-22-1, Patrick Sroka 2-0-16-0, Brodie Hutton 2-0-30-0, Kevin Woodland 3-0-14-0, Rishiv 1-0-15-0, Joshua Boyko 1-0-5-0 | | | |
| Victor Harbor | | | 7/88 (20) |
| #23 | Sachin Sharma | b Kane Gaiter | 10 |
| #3 | Lachlan Hywood | b Jack Roberts | 16 |
| #22 | Matthew Hutchinson | b Rilee Endersby | 9 |
| #7 | Harrison Medlen † | ct Nick Evenden b Kane Gaiter | 1 |
| | Brodie Hutton | ct ? b Matthew Harris | 6 |
| #14 | Cameron Jones | b Matthew Harris |  |
| #6 | Joshua Boyko © | b Rilee Endersby | 8 |
| #5 | Patrick Sroka | Not Out | 8 |
| #10 | Kenneth Sumner | Not Out | 16 |
| | Rishiv | DNB | |
| | Kevin Woodland | DNB | |
| Extras: 6 WD, 3 NB, 4 LB, 1 B | | | |
| FOW | 1/17 (Sachin Sharma), 2/37 (Lachlan Hywood), 3/37 (Matthew Hutchinson), 4/50 (Brodie Hutton), 5/50 (Harrison Medlen), 6/52 (Cameron Jones), 7/67 (Joshua Boyko) | | |
| Strathalbyn Bowling: | | | |
| Brayden Gaiter 3-0-12-0, Matthew Harris 4-0-19-2, Kane Gaiter 3-0-10-2, Jack Roberts 3-0-12-1, Rilee Endersby 4-1-13-2, Nick Evenden 2-0-9-0, Riley Tonkin 1-0-8-0 | | | |

Senior T20 Results




A&EHCA T20 Round 2

Date: January 11, 2024

Opponent: Macclesfield

Venue: Macclesfield Oval

Result: Lost by 127 runs

| Macclesfield | | 6/220 (20) |
|---|--|---|
| Matt Walmsley-Pace | ct Harrison Medlen b Sachin Sharma | 40 |
| Kieran O'Connell | ct Harrison Medlen b Lachlan Hywood | 7 |
| Joshua Lewis-Burns | Not Out | 105 |
| David Schulze | ct Bailey Martin b Kenneth Sumner | 39 |
| Lachlan Barrett | Run Out (Cameron Jones/Lachlan Hywood) | 1 |
| Connor Moore | ct Sachin Sharma b Kenneth Sumner | 1 |
| Joseph Lions | lbw Kenneth Sumner |  |
| Thomas Filsell | Not Out | 1 |
| Timothy Baldwin | DNB | |
| Jay Dawson | DNB | |
| John Hart | DNB | |
| Extras: 11 WD, 10 NB, 2 LB, 2 B | | |
| FOW | 1/12 (Kieran O'Connell), 2/85 (Matt Walmsley-Pace), 3/202 (David Schulze), 4/212 (Lachlan Barrett), 5/219 (Connor Moore), 6/219 (Joseph Lions) | |
| Victor Harbor Bowling: | | |
| Kenneth Sumner 4-0-43-3, Lachlan Hywood 4-0-39-1, Sachin Sharma 3-0-34-1, Joshua Boyko 3-0-36-0, Patrick Sroka 3-0-23-0, Brodie Hutton 2-0-28-0, Rajan Gupta 1-0-14-0 | | |
| Victor Harbor | | 9/93 (20) |
| #22 | Sachin Sharma | ct Matt Walmsley-Pace b Lachlan Barrett  |
| #13 | Corey Finlayson † | ct Matt Walmsley-Pace b John Hart |
| #14 | Cameron Jones | ct Connor Moore b John Hart |
| #3 | Lachlan Hywood | ct Lachlan Barrett b John Hart |
| #8 | Bailey Martin | ct Timothy Baldwin b Connor Moore |
| | Brodie Hutton | lbw Jay Dawson |
| | Rajan Gupta | b Jay Dawson  |
| #10 | Kenneth Sumner | ct Lachlan Barrett b Connor Moore |
| #6 | Joshua Boyko © | ct Connor Moore b Joseph Lions |
| #7 | Harrison Medlen | Not Out |
| #5 | Patrick Sroka | Not Out |
| Extras: 14 WD, 4 NB, 2 LB, 1 B | | |
| FOW | 1/0 (Sachin Sharma), 2/12 (Cameron Jones), 3/27 (Corey Finlayson), 4/37 (Lachlan Hywood), 5/43 (Brodie Hutton), 6/43 (Rajan Gupta), 7/58 (Bailey Martin), 8/62 (Kenneth Sumner), 9/77 (Joshua Boyko) | |
| Macclesfield Bowling: | | |
| Lachlan Barrett 2-0-7-1, Kieran O'Connell 3-1-16-0, John Hart 4-0-19-3, Jay Dawson 2-0-11-2, Timothy Baldwin 2-0-13-0, Connor Moore 4-0-10-2, Joseph Lions 3-0-14-1 | | |

Senior T20 Results

GSCA T20 Round 3

Date: January 18, 2024

Venue: Rapid Bay Oval

Opponent: Rapid Bay

Result: Lost by forfeit

A&EHCA T20 Round 3

Date: January 25, 2024

Venue: Victor Harbor Oval

Opponent: Port Elliot

Result: Match abandoned

GSCA T20 Ladder

| Team | Games | Points | NRR | Wins | Losses | N/R / Draw |
|-------------------|-------|--------|--------|------|--------|------------|
| Goolwa | 3 | 8 | 2.433 | 2 | 1 | 0 |
| McLaren Districts | 3 | 8 | 1.716 | 2 | 1 | 0 |
| Encounter Bay | 3 | 8 | 1.254 | 2 | 1 | 0 |
| Noarlunga | 3 | 8 | 0.818 | 2 | 1 | 0 |
| Rapid Bay | 3 | 8 | 0.106 | 2 | 1 | 0 |
| Yankalilla | 3 | 8 | -0.109 | 2 | 1 | 0 |
| Port Elliot | 3 | 8 | -1.150 | 2 | 1 | 0 |
| Myponga-Sellicks | 3 | 4 | 1.863 | 1 | 2 | 0 |
| Victor Harbor | 3 | 0 | -3.841 | 0 | 3 | 0 |
| Aldinga | 3 | 0 | -4.184 | 0 | 3 | 0 |

A&EHCA A Grade T20 Ladder

| Team | Games | Points | NRR | Wins | Losses | N/R / Draw |
|-------------------|-------|--------|--------|------|--------|------------|
| Lobethal | 3 | 12 | 3.036 | 3 | 0 | 0 |
| Woodside | 3 | 12 | 1.099 | 3 | 0 | 0 |
| Port Elliot | 3 | 10 | 0.275 | 2 | 0 | 1 |
| Nairne | 3 | 8 | 4.850 | 2 | 1 | 0 |
| Macclesfield | 3 | 8 | 1.870 | 2 | 1 | 0 |
| Langhorne Creek | 3 | 8 | 0.726 | 2 | 1 | 0 |
| Bremer Callington | 3 | 8 | 0.711 | 2 | 1 | 0 |
| Strathalbyn | 3 | 4 | -0.221 | 1 | 2 | 0 |
| Victor Harbor | 3 | 2 | -4.574 | 0 | 2 | 1 |
| Hahndorf | 3 | 0 | -1.043 | 0 | 3 | 0 |
| Mount Lofty | 3 | 0 | -3.877 | 0 | 3 | 0 |
| Onkaparinga | 3 | 0 | -5.284 | 0 | 3 | 0 |

Senior T20 Stats

Batting/Fielding

| Player | Games | Runs | Ave | Best | S/R* | Catches | Runouts | Stumpings |
|---------------------|-------|-----------|-------|------|--------|---------|---------|-----------|
| Badal | 1 | - | - | - | - | 0 | 0 | - |
| Joshua Boyko | 4 | 17 | 4.25 | 8 | 44.74 | 1 | 0 | - |
| Alexander Czarnecki | 1 | 3 | 3.00 | 3 | 33.33 | 0 | 0 | - |
| Corey Finlayson | 1 | 19 | 19.00 | 19 | 86.36 | 0 | 0 | 0 |
| Rajan Gupta | 3 | 0 | 0.00 | 0 | 0.00 | 1 | 0 | - |
| Matthew Hutchinson | 2 | 9 | 9.00 | 9 | 40.91 | 2 | 0 | - |
| Brodie Hutton | 2 | 7 | 3.50 | 6 | 46.67 | 0 | 0 | - |
| Lachlan Hywood | 4 | 51 | 12.75 | 25 | 80.95 | 1 | 1 | - |
| Cameron Jones | 3 | 12 | 4.00 | 8 | 46.15 | 0 | 1 | - |
| David Ling | 1 | 10 | 10.00 | 10 | 76.92 | 0 | 0 | - |
| Bailey Martin | 1 | 8 | 8.00 | 8 | 66.67 | 1 | 0 | - |
| Harrison Medlen | 4 | 45 | 15.00 | 26 | 38.14 | 5 | 0 | 2 |
| Sean Medlen | 2 | 2 | - | 2* | 100.00 | 0 | 0 | - |
| Rishiv | 3 | 3 | 3.00 | 3 | 25.00 | 0 | 0 | - |
| Sachin Sharma | 4 | 36 | 9.00 | 24 | 102.86 | 1 | 0 | - |
| Patrick Sroka | 4 | 12 | 12.00 | 8* | 33.33 | 0 | 0 | - |
| Kenny Sumner | 3 | 29 | 29.00 | 16* | 96.67 | 1 | 0 | - |
| Kevin Woodland | 1 | - | - | - | - | 0 | 0 | - |

* where balls faced recorded

Senior T20 Stats

Bowling

| Player | Games | Overs | Maidens | Wickets | Ave | S/R | Econ | Best | 5wi |
|---------------------|-------|-------|---------|---------|-------|-------|-------|------|-----|
| Badal | 1 | 0.5 | 0 | 0 | - | - | 12.00 | 0/10 | 0 |
| Joshua Boyko | 4 | 6.0 | 0 | 1 | 56.00 | 36.00 | 9.33 | 1/15 | 0 |
| Alexander Czarnecki | 1 | 2.0 | 9 | 0 | - | - | 9.00 | 0/18 | 0 |
| Rajan Gupta | 3 | 1.0 | 0 | 0 | - | - | 14.00 | 0/14 | 0 |
| Brodie Hutton | 4 | 4.0 | 0 | 0 | - | - | 14.50 | 0/28 | 0 |
| Lachlan Hywood | 4 | 16.0 | 0 | 4 | 30.25 | 24.00 | 7.56 | 2/22 | 0 |
| David Ling | 1 | 2.0 | 0 | 0 | - | - | 11.00 | 0/22 | 0 |
| Sean Medlen | 2 | 2.0 | 0 | 1 | 10.00 | 12.00 | 5.00 | 1/10 | 0 |
| Rishiv | 3 | 3.0 | 0 | 0 | - | - | 15.00 | 0/15 | 0 |
| Sachin Sharma | 4 | 14.0 | 0 | 3 | 32.33 | 28.00 | 6.93 | 2/23 | 0 |
| Patrick Sroka | 4 | 11.0 | 1 | 2 | 34.50 | 33.00 | 6.27 | 2/16 | 0 |
| Kenny Sumner | 3 | 12.0 | 0 | 7 | 11.14 | 10.29 | 6.50 | 3/16 | 0 |
| Kevin Woodland | 1 | 3.0 | 0 | 0 | - | - | 4.67 | 0/14 | 0 |

Junior Colts

Coach: Tim Watson

Report

The team combined with Rapid Bay and was able to play each match with a full compliment of players this season and for the first time for many years won a game. The team backed each other and the improvement through the season was immense. With support from some of the under twelve players the team put up a competitive performance each match and with the continued interest from them the future of our Junior Colts looks bright for the future.

Tony Eden

Junior Colts Results

Round 1

Date: October 21, 2023 **Opponent:** McLaren Districts Blue
Venue: McLaren Flat Oval **Result:** Lost by forfeit

Round 2

Date: November 4, 2023 **Opponent:** Noarlunga
Venue: Victor Harbor Oval **Result:** Won by 79 runs

| | |
|---|-------------------|
| Victor Harbor | 103 (35.3) |
| Shrill Khanal 36*, Logan Sparnon 1, Thomas Carthew 11(r), Xavier Oakley 0, Oliver Twelftree 15(r), Koa Allen 9, Brodie Sparnon 1, Bailey Norris 2, Charlie Schiller 4, Takaya Norris 2, Justice James 1 | |
| Noarlunga | 24 (17.4) |
| Shrill Khanal 2.4-0-2-2, Xavier Oakley 3-2-4-2, Charlie Schiller 3-1-6-0, Brodie Sparnon 3-1-8-2, Logan Sparnon 3-1-2-1, Koa Allen 3-2-1-0, Oliver Twelftree (2 catches) | |

Round 3

Date: November 18, 2023 **Opponent:** Mount Compass
Venue: Burgess Oval **Result:** Match drawn

| | |
|---|-------------------|
| Mount Compass | 158 (38.3) |
| Logan Sparnon 5-0-21-0 (2 catches, 1 runout), Xavier Oakley 5-0-21-0, Thomas Carthew 5-0-15-1 (1 catch), Oliver Twelftree 4-0-14-1 (1 runout), Koa Allen 4-1-11-0, Brodie Sparnon 4-0-19-2, Shrill Khanal 4-2-7-1, Charlie Schiller 4-1-10-0, Takaya Norris 3.3-0-20-1 (1 runout) | |

Round 4

Date: December 2, 2023 **Opponent:** Port Elliot Red
Venue: Victor Harbor Oval **Result:** Match drawn

| | |
|---|-------------------|
| Port Elliot Red | 5/237 (40) |
| Logan Sparnon 4-0-15-0, Xavier Oakley 6-1-18-2 (1 catch), Koa Allen 6-0-41-0, Brodie Sparnon 5-0-29-2, Charlie Schiller 5-0-26-0, Justice James 5-0-34-1, Oliver Twelftree 5-0-34-0, Bailey Norris 4-0-36-0 | |

Round 5

Date: January 6, 2024 **Opponent:** McLaren Districts Sky
Venue: McLaren Flat Oval **Result:** Lost on first innings

| | |
|--|-------------------|
| Victor Harbor | 4/57 (32) |
| Shrill Khanal 13*, Thomas Carthew 3*, Koa Allen 2, Xavier Oakley 5(r), Charlie Schiller 4, Jacob Power 0, Brodie Sparnon 1 | |
| McLaren Districts Sky | 4/130 (32) |
| Jacob Power 7-0-14-0, Brodie Sparnon 7-0-39-1 (1 runout), Shrill Khanal 4-1-10-0 (2 catches), Charlie Schiller 7-0-42-0, Thomas Carthew 7-2-17-2 | |

Round 6

Date: January 20, 2024 **Opponent:** Willunga
Venue: Victor Harbor Oval **Result:** Lost by forfeit

| | |
|--|-------------------|
| Willunga | 7/199 (40) |
| Xavier Oakley 6-2-20-0, Logan Sparnon 4-0-19-3 (2 catches), Brodie Sparnon 3-0-17-0, Shrill Khanal 6-0-21-1, Thomas Carthew 7-0-39-1 (2 catches), Charlie Schiller 4-0-22-0, Takaya Norris 6-0-45-0, Oliver Twelftree 5-1-11-2 | |

Round 7

Date: February 3, 2024

Opponent: Aldinga/Yankalilla

Venue: Yankalilla Oval

Result: Lost on first innings

| | |
|---|-------------------|
| Aldinga/Yankalilla | 4/190 (40) |
| Xavier Oakley 8-0-29-2, Oliver Twelftree 2-0-7-0, Shrill Khanal 7-0-24-1, Koa Allen 3-1-5-0, Brodie Sparnon 4-0-28-0, Thomas Carthew 4-0-24-0 (1 catch), Charlie Schiller 6-0-26-1, Jacob Power 6-0-22-0, Will Gray (1 catch) | |
| Victor Harbor | 64 (24) |
| Shrill Khanal 11, Thomas Carthew 2, Oliver Twelftree 8, Xavier Oakley 5, Koa Allen 9, Brodie Sparnon 5*, Charlie Schiller 0, Will Gray 0, Jacob Power 1 | |

Round 8

Date: February 17, 2024

Opponent: Port Elliot Black

Venue: Victor Harbor Oval

Result: Lost on first innings

| | |
|---|-------------------|
| Victor Harbor | 96 (36.3) |
| Shrill Khanal 13, Thomas Carthew 7*, Oliver Twelftree 23, Brodie Sparnon 7, Xavier Oakley 1, Charlie Schiller 0, Will Gray 0, Jacob Power 0 | |
| Port Elliot Black | 6/103 (23) |
| Xavier Oakley 4-0-13-0, Koa Allen 4-0-18-1, Shrill Khanal 4-1-12-2, Brodie Sparnon 4-1-15-1, Charlie Schiller 4-0-21-2, Thomas Carthew 3-0-16-0, Oliver Twelftree (1 catch) | |

Junior Colts Ladder

| Team | Games | Points | % | Wins | Losses | N/R / Draw |
|-------------------------|-------|--------|-------|------|--------|------------|
| Mount Compass | 7 | 36 | 2.687 | 5 | 0 | 2 |
| McLaren Districts Blue | 7 | 33 | 2.535 | 5 | 1 | 1 |
| Port Elliot Black | 7 | 33 | 1.136 | 5 | 1 | 1 |
| Aldinga/Yankalilla | 7 | 27 | 1.385 | 4 | 2 | 1 |
| Willunga | 7 | 24 | 1.078 | 4 | 3 | 0 |
| McLaren Districts Sky | 7 | 15 | 0.607 | 2 | 4 | 1 |
| Victor Harbor/Rapid Bay | 8 | 10.5 | 0.466 | 1 | 5 | 2 |
| Port Elliot Red | 7 | 9 | 0.796 | 1 | 5 | 1 |
| Noarlunga | 7 | 3 | 0.241 | 0 | 6 | 1 |

Junior Colts Stats

Batting/Fielding

| Player | Games | Runs | Ave | Best | Catches | Runouts | Stumpings |
|------------------|-------|------|-------|------|---------|---------|-----------|
| Koa Allen | 7 | 20 | 6.67 | 9 | - | - | - |
| Thomas Carthew | 7 | 23 | 23.00 | 11* | 4 | - | - |
| Will Gray | 2 | 0 | 0.00 | 0 | 1 | - | - |
| Shrill Khanal | 7 | 73 | 36.50 | 36* | 2 | - | - |
| Bailey Norris | 3 | 2 | 2.00 | 2 | - | - | - |
| Takaya Norris | 5 | 2 | 2.00 | 2 | - | 1 | - |
| Xavier Oakley | 7 | 11 | 3.67 | 5* | 1 | - | - |
| Jacob Power | 3 | 1 | 0.33 | 1 | - | - | - |
| Charlie Schiller | 7 | 8 | 2.00 | 4 | - | - | - |
| Brodie Sparnon | 7 | 14 | 4.67 | 7 | - | 1 | - |
| Logan Sparnon | 5 | 1 | 1.00 | 1 | 4 | 1 | - |
| Oliver Twelftree | 6 | 46 | 23.00 | 23 | 3 | 1 | - |

Bowling

| Player | Games | Overs | Maidens | Wickets | Ave | S/R | Econ | Best |
|------------------|-------|-------|---------|---------|-------|--------|------|------|
| Koa Allen | 7 | 20.0 | 4 | 1 | 76.00 | 120.00 | 3.80 | 1/18 |
| Thomas Carthew | 7 | 26.0 | 2 | 4 | 27.75 | 39.00 | 4.27 | 2/17 |
| Shrill Khanal | 7 | 27.4 | 4 | 7 | 10.86 | 23.71 | 2.75 | 2/2 |
| Bailey Norris | 3 | 4.0 | 0 | 0 | - | - | 9.00 | 0/36 |
| Takaya Norris | 5 | 9.3 | 0 | 1 | 65.00 | 57.00 | 6.84 | 1/20 |
| Xavier Oakley | 7 | 32.0 | 5 | 6 | 17.50 | 32.00 | 3.28 | 2/4 |
| Jacob Power | 3 | 13.0 | 0 | 0 | - | - | 2.77 | 0/14 |
| Charlie Schiller | 7 | 33.0 | 2 | 3 | 51.00 | 66.00 | 4.64 | 2/21 |
| Brodie Sparnon | 7 | 30.0 | 2 | 8 | 19.38 | 22.50 | 5.17 | 2/8 |
| Logan Sparnon | 5 | 16.0 | 1 | 4 | 14.25 | 24.00 | 3.56 | 3/19 |
| Oliver Twelftree | 6 | 16.0 | 1 | 3 | 22.00 | 32.00 | 4.13 | 2/11 |

Under 12s

Coaches: Tony Eden & Matthew Power

Coaches Report

We were fortunate to have several new players attend the first training session, which allowed us to field two sides, the Blue team and White team. Matthew Power took charge of the Blue team and did a great job. The boys were swapped around due to availability but always played as a team. Some of the boys played in the Under 14s on a Saturday and performed well. The future of the Victor Harbor Cricket Club looks assured with these boys.

Tony Eden

Under 12s Stats

| Player | Runs | Wickets | Catches | Runouts |
|--------------------|------|---------|---------|---------|
| Koa Allen | 179 | 9 | - | 1 |
| Alfie Bart | 117 | 7 | - | 4 |
| Will Gray | 115 | 1 | 7 | 5 |
| Bryce Greasley | 65 | 1 | - | 1 |
| Luke Greasley | 40 | 6 | - | 1 |
| Reuben Harvey | 93 | 6 | - | - |
| Byron Johnson | 150 | 6 | 2 | - |
| Jacob Power | 141 | 10 | 4 | - |
| Freddie Ray | 79 | 7 | 1 | 2 |
| Troy Sugrue | 46 | 8 | - | 2 |
| Yuvi Singh | 44 | 6 | - | 2 |
| Tyler Stephens | 33 | 2 | - | - |
| Kenneth Sumner Jnr | 23 | 6 | - | - |
| Oliver Twelftree | 289 | 10 | 1 | 2 |
| Josiah Wong | 125 | 9 | 2 | - |

Best Performances (Seniors)

Most Runs

| Player | Games | Runs | Average |
|---------------|-------|------|---------|
| Reuben Walker | 16 | 481 | 37.00 |
| Joshua Boyko | 15 | 327 | 19.63 |
| Tim Watson | 11 | 239 | 18.38 |
| Brodie Hutton | 12 | 231 | 19.25 |
| Cameron Jones | 17 | 201 | 12.56 |

Most Wickets

| Player | Games | Wickets | Average |
|----------------|-------|---------|---------|
| Brodie Hutton | 13 | 18 | 20.28 |
| Kenny Sumner | 14 | 18 | 21.72 |
| Shane Perkins | 16 | 17 | 23.18 |
| Lachlan Hywood | 12 | 16 | 27.13 |
| Kevin Woodland | 16 | 10 | 35.80 |

Highest Scores

| Player | Score | Grade | Match |
|------------------|-------|----------|----------------------------|
| Reuben Walker | 89* | C1 Grade | Round 7 v Goolwa |
| Michael Hollamby | 66* | C1 Grade | Round 5 v Willunga |
| Reuben Walker | 63 | C1 Grade | Round 6 v Port Elliot |
| Cameron Jones | 60 | C1 Grade | Round 15 v Encounter Bay |
| Joshua Boyko | 55 | A Grade | Round 1 v Myponga-Sellicks |

Best Bowling

| Player | Figures | Grade | Match |
|---------------|-------------|----------|-----------------------|
| Brodie Hutton | 5/16 | C1 Grade | Round 3 v Noarlunga |
| Shane Perkins | 4/12 | C1 Grade | Round 14 v Aldinga |
| Brodie Hutton | 4/26 | C1 Grade | Round 11 v Yankalilla |
| Lachlan Smith | 3/7 | C1 Grade | Round 9 v Aldinga |
| Sachin Sharma | 3/14 | C1 Grade | Round 4 v Yankalilla |

Best Partnerships (by runs)

| Wicket | Runs | Batters | Grade | Match |
|--------|-----------|-----------------------------------|----------|----------------------------|
| 1st | 78 | Reuben Walker Michael Hollamby | C1 Grade | Round 5 v Willunga |
| 2nd | 76 | Patrick Sroka Joshua Boyko | A Grade | Round 1 v Myponga-Sellicks |
| 4th | 69 | Joshua Boyko Lachlan Hywood | A Grade | Round 4 v Port Elliot |
| 2nd | 68 | Reuben Walker Brodie Hutton | C1 Grade | Round 6 v Port Elliot |
| 1st | 67 | Reuben Walker Cameron Jones | C1 Grade | Round 14 v Aldinga |
| 1st | 64 | Reuben Walker Michael Hollamby | C1 Grade | Round 3 v Noarlunga |
| 3rd | 59 | Reuben Walker Mal Brittain | C1 Grade | Round 1 v Encounter Bay |
| 3rd | | Josh Boyko Harrison Medlen | A Grade | Round 3 v Yankalilla |
| 1st | 56 | Harrison Fox Reuben Walker | C1 Grade | Round 4 v Yankalilla |
| 1st | | Reuben Walker Cameron Jones | C1 Grade | Round 18 v Port Elliot |

Best Partnerships (by wicket)

| Wicket | Runs | Batters | Grade | Match |
|--------|------|------------------------------------|------------|-----------------------------|
| 1st | 78 | Reuben Walker Michael Hollamby | C1 Grade | Round 5 v Willunga |
| 2nd | 76 | Patrick Sroka Joshua Boyko | A Grade | Round 1 v Myponga-Sellicks |
| 3rd | 59 | Reuben Walker Mal Brittain | C1 Grade | Round 1 v Encounter Bay |
| | | Josh Boyko Harrison Medlen | A Grade | Round 3 v Yankalilla |
| 4th | 69 | Joshua Boyko Lachlan Hywood | A Grade | Round 4 v Port Elliot |
| 5th | 31 | Michael Hollamby Dylan Flavel | C1 Grade | Round 5 v Willunga |
| 6th | 41 | Reuben Walker Shane Perkins | C1 Grade | Round 4 v Yankalilla |
| 7th | 21 | Matthew Hutchinson Kenny Sumner | A Grade | Round 12 v Mount Compass |
| 8th | 42 | Cameron Jones Kevin Woodland | C1 Grade | Round 15 v Encounter Bay |
| 9th | 15 | Joshua Boyko Harrison Medlen | A&EHCA T20 | Round 2 v Macclesfield |
| 10th | 25 | Bailey Martin Kenny Sumner | A Grade | Round 4 v Port Elliot |
| | | Tim Watson Sean Medlen | A Grade | Round 11 v Myponga-Sellicks |

Career Milestones

* Since the introduction of MyCricket

Senior Club Debuts

| Player | Match | |
|-----------------|----------|-----------------------------|
| Shrill Khanal | C1 Grade | Round 1 v Encounter Bay |
| Jacob Kelly | C1 Grade | Round 1 v Encounter Bay |
| Corey Finlayson | A Grade | Round 2 v Mount Compass |
| Sarad Khanal | C1 Grade | Round 2 v Myponga-Sellicks |
| Badal | A Grade | Round 3 v Yankalilla |
| Xavier Oakley | C1 Grade | Round 3 v Noarlunga |
| Sachin Sharma | C1 Grade | Round 4 v Yankalilla |
| Rajan Gupta | C1 Grade | Round 4 v Yankalilla |
| David Ling | GSCA T20 | Round 1 v Goolwa |
| Rishiv | GSCA T20 | Round 1 v Goolwa |
| Ian Sumner | A Grade | Round 6 v McLaren Districts |
| Matthew Smith | C1 Grade | Round 9 v Aldinga |
| Thomas Rubie | C1 Grade | Round 13 v Myponga-Sellicks |

Senior Games Milestones

| Player | Milestone | Match | |
|---------------------|-----------|----------|-----------------------------|
| Alexander Czarnecki | 100 Games | A Grade | Round 3 v Yankalilla |
| Reuben Walker | 100 Games | C1 Grade | Round 4 v Yankalilla |
| Shane Perkins | 50 Games | C1 Grade | Round 6 v Port Elliot |
| Cameron Jones | 50 Games | C1 Grade | Round 11 v Yankalilla |
| Michael Hollamby | 100 Games | C1 Grade | Round 13 v Myponga-Sellicks |

Senior Runs Milestones

| Player | Milestone | Match | |
|------------------|-----------|----------|-------------------------|
| Lachlan Hywood | 1000 Runs | A Grade | Round 2 v Mount Compass |
| Joshua Boyko | 1000 Runs | A Grade | Round 3 v Yankalilla |
| Patrick Sroka | 500 Runs | A Grade | Round 4 v Port Elliot |
| Reuben Walker | 2000 Runs | C1 Grade | Round 7 v Goolwa |
| Kelvin Norris | 500 Runs | C1 Grade | Round 7 v Goolwa |
| Tim Watson | 1500 Runs | A Grade | Round 5 v Goolwa |
| Michael Hollamby | 1000 Runs | C1 Grade | Round 18 v Port Elliot |

Senior Wickets Milestones

| Player | Milestone | Match | |
|---------------|------------|----------|------------------------------|
| Shane Perkins | 50 Wickets | C1 Grade | Round 17 v McLaren Districts |

A Grade Caps Presented

| Player | Number | Match |
|-----------------------|--------|-----------------------------|
| Sean Medlen | #1 | Round 1 v Myponga-Sellicks |
| Anthony Eden | #2 | Round 3 v Yankalilla |
| Lachlan Hywood | #3 | Round 1 v Myponga-Sellicks |
| Tim Watson | #4 | Round 1 v Myponga-Sellicks |
| Patrick Sroka | #5 | Round 1 v Myponga-Sellicks |
| Joshua Boyko | #6 | Round 1 v Myponga-Sellicks |
| Harrison Medlen | #7 | Round 1 v Myponga-Sellicks |
| Bailey Martin | #8 | Round 1 v Myponga-Sellicks |
| Harrison Fox | #9 | Round 1 v Myponga-Sellicks |
| Kenneth Sumner | #10 | Round 1 v Myponga-Sellicks |
| Dylan Flavel | #11 | Round 1 v Myponga-Sellicks |
| Braxton Watson | #12 | Round 1 v Myponga-Sellicks |
| Corey Finlayson | #13 | Round 2 v Mount Compass |
| Cameron Jones | #14 | Round 2 v Mount Compass |
| Badal | #15 | Round 2 v Mount Compass |
| Thomas Carthew | #16 | Round 3 v Yankalilla |
| Alexander Czarnecki | #17 | Round 3 v Yankalilla |
| Jesse Ortega | #18 | Round 4 v Port Elliot |
| Ian Sumner | #19 | Round 6 v McLaren Districts |
| Matthew Arends-Watson | #20 | Round 6 v McLaren Districts |
| Jeff Cook | #21 | Round 9 v Encounter Bay |
| Matthew Hutchinson | #22 | Round 10 v Yankalilla |
| Sachin Sharma | #23 | Round 12 v Mount Compass |

Representative Cricketers

Koa Allen and **Oliver Twelftree** represented GSCA South in the Blom Shield (Under 12s).

Harrison Medlen and **Cameron Jones** represented Great Southern in the Country Carnival.

Dylan Flavel represented South Australia (Deaf & Hard Of Hearing Team) at the National Cricket Inclusion Championships.

Tony Eden represented South Australia (Over 70s) in a one off match against Victoria

Photos

We would like to extend our thanks to photographers Cameron Jones (club secretary) and Jesse Ehlers (Fleurieu Sun and Victor Harbor Times) for their regular presence at our matches.

Photos taken by club photographers can be downloaded by visiting the following URL: victorharborcricketclub.com.au/photos

Photos taken by newspaper photographers can be purchased by visiting the following URL: picstore.com.au



We had so many Under 12s this season we were able to field two teams
Photo: Cameron Jones



Kenny Sumner Jnr and Yuvi Singh enthusiastically celebrate a wicket
Photo: Cameron Jones



Xavier Oakley nails a pull shot at McLaren Flat
Photo: Cameron Jones



Will Gray belts a straight drive back over the bowlers head
Photo: Cameron Jones

Photos



Life members Ross Brittain, Peter Francis and Marg Francis presented Sean Medlen with A Grade cap #1

Photo: Harrison Medlen



Dylan Flavel represented South Australia in the Deaf team at the National Cricket Inclusion Championships

Photo: Matt Roberts (Getty Images)



Oliver Twelftree (L) and Koa Allen (R) were selected for the Blom Shield representative team

Photo: Cameron Jones



We saw some aggressive fields this season in the Under 12s

Photo: Cameron Jones



Cameron Jones (L) and Harrison Medlen (R) represented Great Southern at the Country Carnival, winning the tournament

Photo: Tim Stewart



Takaya Norris took her first senior wicket this season

Photo: Cameron Jones

Photos



Cameron Jones puts away a short ball en route to his first half century for the club

Photo: Shane Rubie



Koa Allen and Oliver Twelftree both took catches in the cordon in the Blom Shield

Photo: Cameron Jones



Josh Boyko was outstanding with the bat, scoring over 300 runs in the A Grade

Photo: Jesse Ehlers (Fleurieu Sun)



Tom Rubie looks to go big against Encounter Bay

Photo: Shane Rubie



Tyler Stephens fires one down against Port Elliot

Photo: Cameron Jones



The C1s finished the year with a win

Photo: Rebekah Hollamby